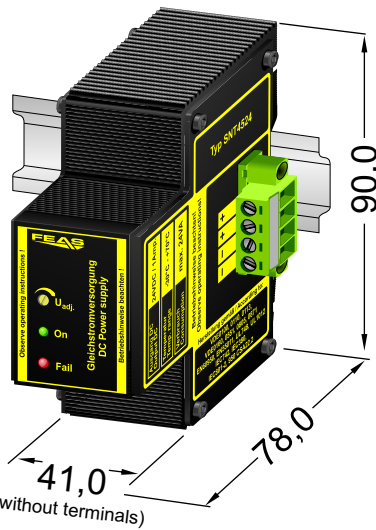


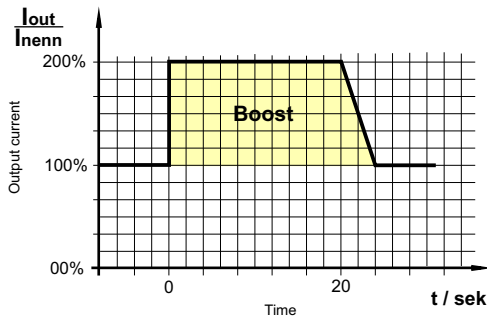
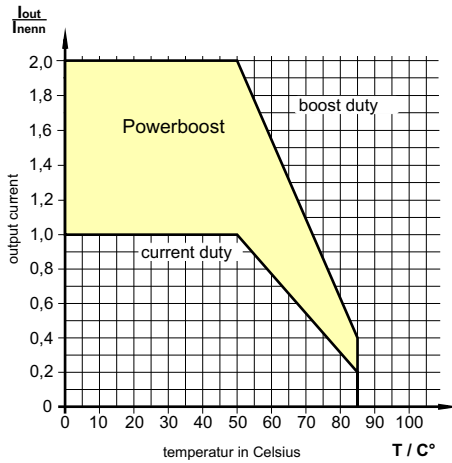
Data sheet

Switch mode power supply: SNT4524

Technical data



CE - konform



Products of the series:

Type	SNT4512	SNT4524
Order number	583812	583813
Output voltage	12VDC	24VDC
Output current	1,8A	1A

General data

Type	SNT4524
FEAS Order number	583813
Product description	Switch mode power supply
Product function	DC power supply

Input data

AC input voltage	85 - 270V _{AC} (0-66Hz)
DC input voltage	120 - 400V _{DC}
Input current at nominal load	at 115V _{AC} max. 0.4A / at 230V _{AC} max. 0.2A
Input current peak	< 8.5 A at 270V _{AC}
Protective circuit	Transient voltage suppressor Varistor

Output data

Output voltage U _{Nominal}	24V _{DC}
Range of adjustment	22.5 30.0V _{DC}
Output current I _{Nominal}	1.0A
Current limiting	2 x I _{Nominal}
Power	24 Watt
Residual ripple (20MHz Bandwidth)	<25mV _{pp}

Control data

Control deviation (Load)	<200mV with load variation 10 90%
Control deviation (Supply)	<10mV with load variation ±10%
Control time	<10ms with load variation 10 90%

Operating data

Duty circle	100%
Efficiency	approx. 89%
Parallel connection	Yes
Operating temperature range	-40°C to +80°C
Storage temperature range	-40°C to +105°C
Derating	from 50°C
Cooling	selfcooling recommended respective distance 15mm each
Installation altitude	unlimited
MTBF	> 380.000h

Safety devices

Fuse for input	at 115V _{AC} 0.8A delayed / at 230V _{AC} 0.4A delayed
Fuse for output	not necessary - short circuit proof
Overload protection	integrated into device
Hold-up time	20 ms typ.

Safety data

Test voltage transformer	5kV _{AC} according to VDE0551
High voltage resistance	Input/Output 4,4kV _{AC} according to VDE0806/IEC380
Degree of EMI suppression	according to VDE0871B, EN55022/B
Protection class	Protection class I with PE-Connection (EN60950)
Extra low safety potential	PELV (EN60204), SELV (EN60950)
Ambient humidity	95% relative humidity, yearly average dewing allowed for use in tropical ambient
Protective class enclosure	IP65
Protective class terminals	IP20 (BGV A3)
Vibration proof	>30g bei 33Hz in X, Y und Z nach IEC68 und DIN41640

Status & Signal

Status indicator	LED - Operating, LED - Operating fail
Signals	-

Applied construction regulations

according to VDE	VDE0100, VDE0110, VDE0113, VDE0551, VDE0160/W2, VDE0806
IEC	IEC60950, IEC61000-6-1-2-3-4, IEC60068-2-3, IEC60068-2-11-52, IEC60529, IEC380
EN	EN60950, EN61140, EN61000-6-1, EN61000-6-2, EN61000-6-3, EN61000-6-4, EN55022, EN55011, EN61000-3-2, EN61000-3-3, EN50204, EN60204, EN60529, EN61000-4-2-3-4-5-6-8-11, EN60068-1, EN6068-2-1-2-3-6-27-30, EN45501, EN50021, EN61558-2-17, EN50178
CSA/UL	CSA-C 22.2 / UI60950, UI508, UL1950

Mechanical data

Mounting	on Rails according to DIN 46277
Dimensions (W x H x D)	41mm x 90mm x 78mm
Weight	approx. 0.50kg



Postfach 1521
D - 22905 Ahrensburg

Phone: +49 4102 42082
Fax: +49 4102 40930

E-Mail: sales@feas.com
Internet: www.feas.com