


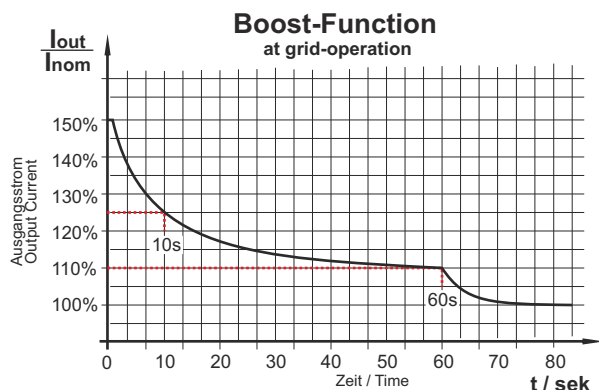
Data sheet

DC-buffer modul: SSE1220-W

Technical data



General data	
Type	SSE1220
FEAS Order number	62122001
Product description	Buffer modul
Product function	DC power supply
Input data	
Min. input voltage $U_{in, Min}$	11.5 V _{DC} (min. $U_{BUFF} + 1.5V$)
Max. input voltage $U_{in, Max}$	18.0 V _{DC}
Charging current normal / fast	3.0 A / 6.0 A
Charging time (buffer) normal / fast	max. 320 s / 160 s
Protective circuit	Transient voltage suppressor Varistor
Output data	
Buffered voltage $U_{nominal}$	12 V _{DC}
Buffered voltage U_{BUFF}	adjustable 10.0 ... 15.5 V _{DC}
Output current $I_{nominal}$	30.0 A
Current limiting	1.5 x $I_{nominal}$
Residual ripple (20MHz)	<50mV _{SS}
Control data	
Control deviation load	<200mV with load variation 10 90%
Control deviation supply	-
Control time	<10ms with load variation 10 90%
Operating data	
Duty circle (ED)	100% (continuous operation)
Buffering-time	typ. 10.0A - 60s (see graph on page 2)
Efficiency	ca. 96% (grid operation)
Parallel connection	Yes
Operating temperature range	-30°C to +70°C
Derating	from 50°C
Storage temperature range	-40°C to +80°C
Cooling	selfcooling recommended respective distance 15mm each
Installation altitude	unlimited
MTBF	> 380.000h
Safety devices	
Fuse for input	not necessary
Fuse for output	not necessary - short circuit proof
Overload protection	integrated into device
Safety data	
Test voltage transformer	-
High voltage resistance	-
Degree of EMI suppression	according VDE0871B, EN55022/B
Protection class	Class II
Extra low safety potential	PELV (EN60204), SELV (EN60950)
Ambient humidity	95% relative humidity, yearly average dewing allowed for use in tropical ambient
Protective class enclosure	IP65
Protective class terminals	IP20 (BGV A3)
Vibration proof	>30g at 33Hz in X, Y and Z acc. IEC68 and DIN41640
Status & Signal	
Status indicator	LED - Operation, Charging, Buffer-mode, Overload
Signals	Relay - Line-In, Charging-level, Temperature, Overload
Interfaces	CI - Control Input
Applied construction regulations	
according to VDE	VDE0100, VDE0110, VDE0113, VDE0551, VDE0806
IEC	IEC60950-1, IEC61000-6-1-2-3-4, IEC60068-2-3, IEC60068-2-11-52, IEC60529
EN	EN60950-1, EN61140, EN61000-6-1, EN61000-6-2, EN61000-6-3, EN61000-6-4, EN55022, EN55011, EN61000-3-2, EN61000-3-3, EN60204, EN60529, EN61000-4-2-3-4-5-6-8-11, EN60068-1, EN60668-2-1, EN61558-2-17, EN61010-1
CSA/UL	CSA-C 22.2 / UL60950, UL508, UL1950
Mechanical data	
Mounting	wall mounting with screws
Dimensions (W x H x D)	83mm x 161mm x 160.5mm
Weight	approx. 4.00kg



Products of the series:			
Type	SSE1220	SSE2420	SSE4820
Order number	62122001	62242001	62482001
Adjustable range of output voltage	10.0-15.5 V _{DC}	22.5-30.0 V _{DC}	45.0-60.0 V _{DC}
Output current	30.0 A	20.0 A	10.0 A
Charging-current (normal / fast)	3.0 / 6.0 A	2.0 / 4.0 A	1.0 / 2.0 A
Buffered time (typ. U_{NEN})	60s typ. 10.0 A	60 s typ. 5.0 A	60 s typ. 2.5 A



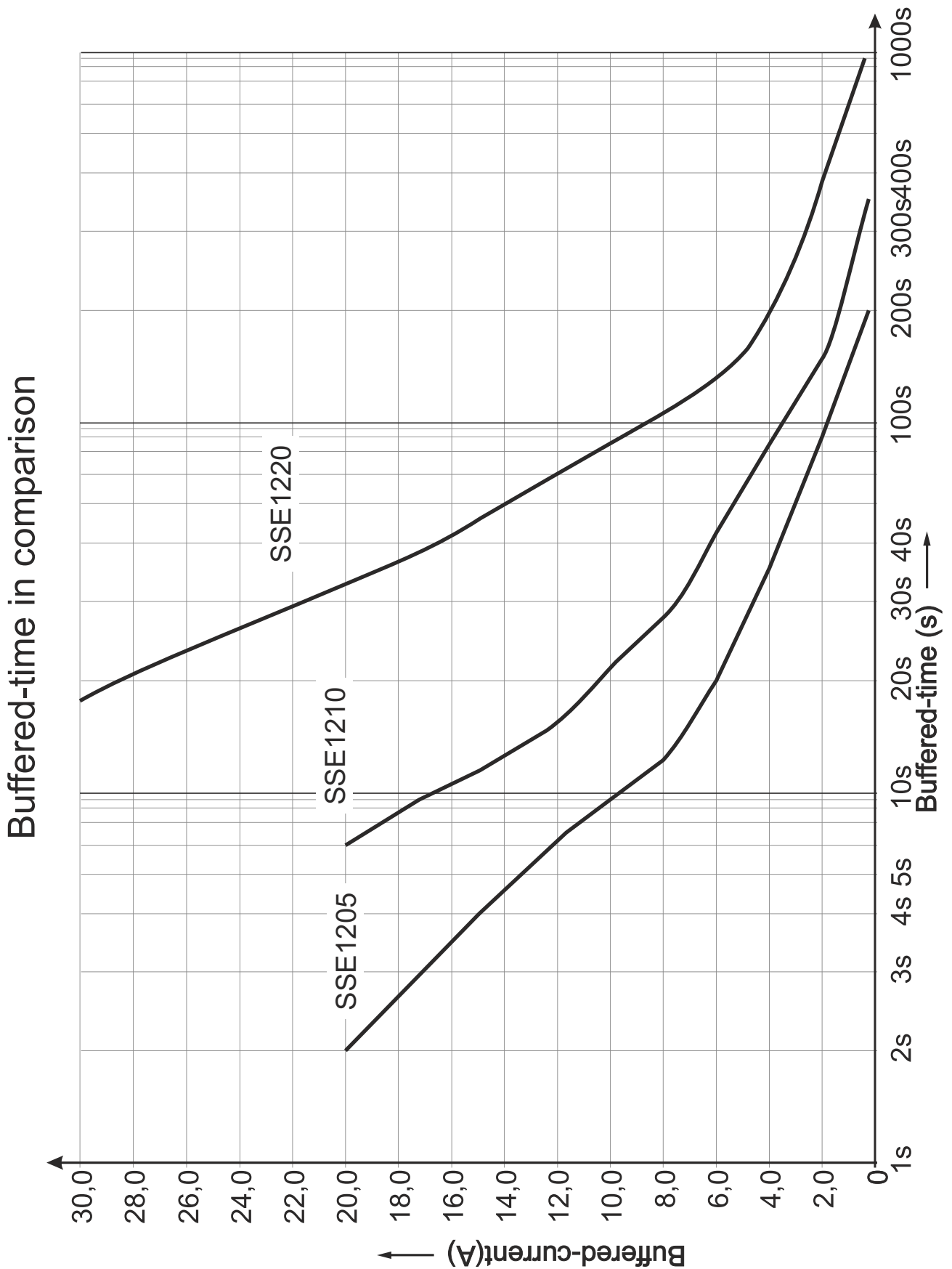
Postfach 1521
D - 22905 Ahrensburg

Phone: +49 4102 42082
Fax: +49 4102 40930

E-mail: sales@feas.com
Internet: www.feas.com

Data sheet

Buffer modul: **SSE1210**



Postfach 1521
D - 22905 Ahrensburg

Phone: +49 4102 42082
Fax: +49 4102 40930

E-mail: sales@feas.com
Internet: www.feas.com