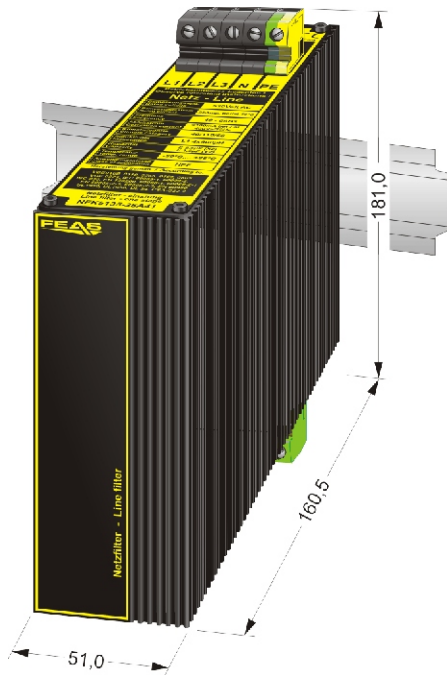


# Radio interference suppression filter 4-Lines 1-Stage Type NFK5135-25A41-H



## Technical data

Input data	
Rated voltage $U_n$	see table below
Frequency	see table below
Rated current $I_n$	see table below
Overload current	$1,5 \times I_n$ , $t < 2$ minutes $3 \times /$ hours
Inductance $L_n$	see table below
Capacity $C_n$	see table below
Derivation current	$< 3,5$ mA at 400V~, 50Hz
Discharge resistor	3 x approx. 1M

Operating data	
Duty circle	100%
Operating temperature range	-50°C to +85°C
Derating	-
Storage temperature range	-50°C to +105°C
Cooling	selfcooling recommended respective distance 15 mm each

Safety devices	
Input fuse	-
Output fuse	-
Overload protection	-
MTBF	$> 380.000$ h

Safety data	
Test voltage	2,5kV- (Conductor - PE)
Protection class	class 1, with PE connection (EN 60950)
Ambient humidity	95% relative humidity, yearly average dewing allowed for use in tropical atmosphere
Protection class enclosure	IP 65
Protection class terminals	IP 20 (BGV A3)
Vibration proof	$> 30$ g at 33Hz in X,Y and Z, acc. to IEC 60068-2-27

Applied design specifications	
according to VDE	VDE 0100,0110,0113,0140-1,0551,0160/W2,0806
IEC	IEC 60939-1,IEC60939-2,IEC60068-2-3, IEC 60068-2-11-52,IEC 60529,IEC 380
EN	EN133200,EN60068-1,EN 60950, EN61000-6-1-2-3-4,EN50178, EN55011,EN50204,EN61558-2-17, EN60204,EN60529, EN61000-4-2-3-4-5-6-8-11, EN60068-1, EN60068-2-1-2-3-6-27-30, EN45501,EN50021
CSA / UL	CSA-C 22.2 / UL1283, UL94V1

Mechanical data	
Mounting	On rails acc. to DIN 46277

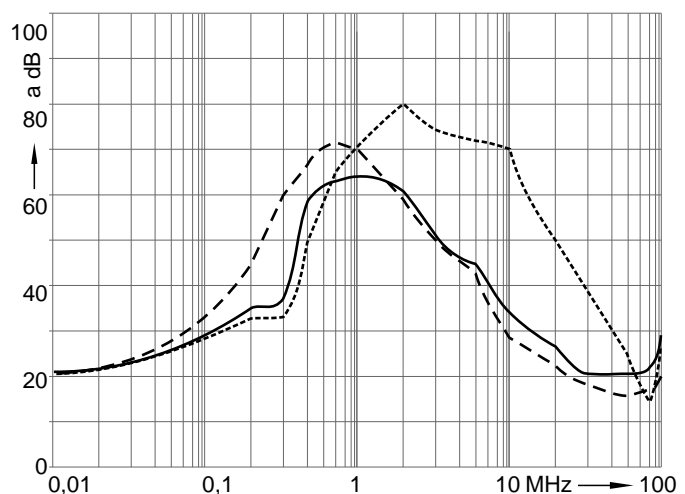
**CE** - compliant

- High insertion loss over a broad frequency range
- Small enclosure design
- Using aluminium enclosure in order to improve the heat conduction
- Suitable for the tropics - Epoxy resin casted
- Safety acc. to VDE, EN, UL and CSA

<b>Type</b>	NFK5135-25A41
<b>Order number</b>	51101
<b>Rated voltage</b>	520 V <sub>AC</sub>
<b>Frequency</b>	40 - 66 Hz
<b>Rated current</b>	4 x 25,0 A
<b>Inductance</b>	4 x 900µH
<b>Capacity</b>	3x2,2µF+3x1µF(X2) 1 x 1,0µF(Y2)
<b>Dimensions (W x H x D)</b>	51x181x160,5
<b>Weight</b>	approx. 2,50 kg

## Insertion loss at 50

asymmetric ——— unsymmetric - - - - -  
symmetric - · - - - -



**FEAS**

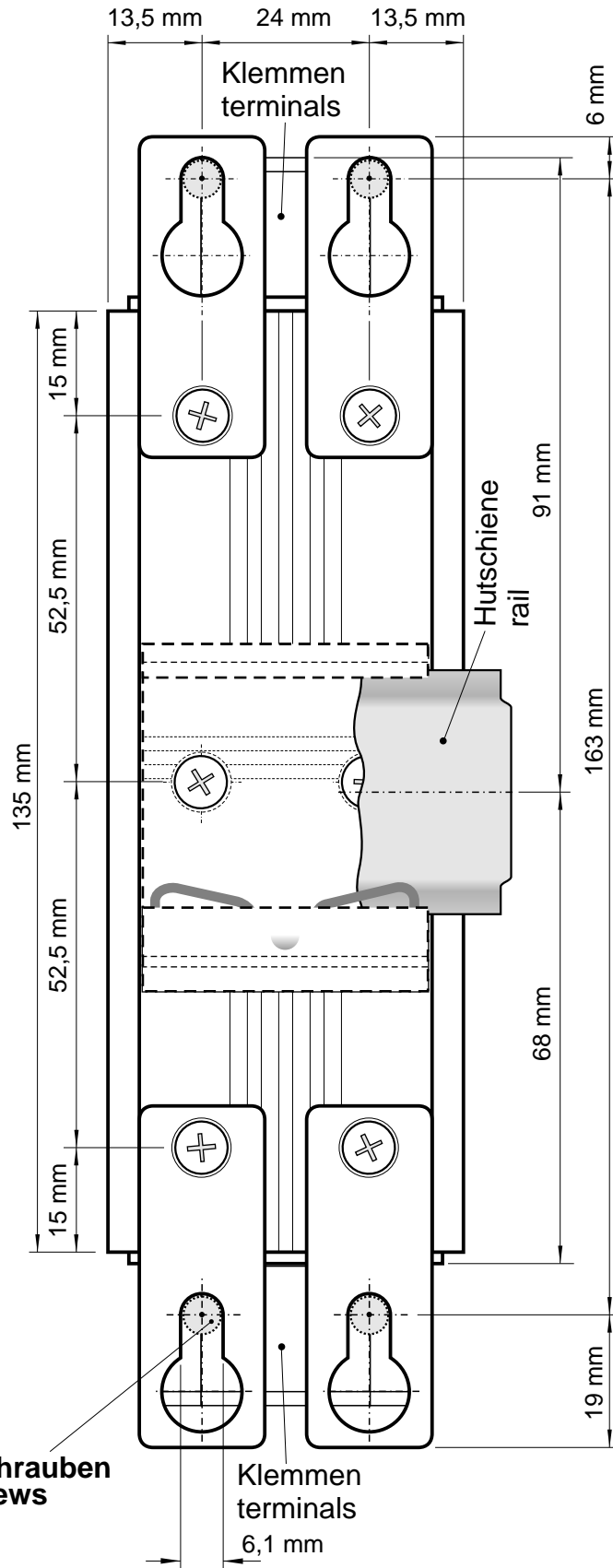
P.O. Box 1521  
D - 22905 Ahrensburg

Phone: +49 4102 42082  
Fax: +49 4102 40930

E-mail : contact@feas.com  
Internet: www.feas.com

# Bohrschablone - Drill-Pattern

Netz / Line



Geeignet für M6 Schrauben  
Suitable for M6 screws

Last / Load