

Data sheet

Switch mode power supply: SNT9148

Technical data

General data

Type	SNT9148
FEAS Order number	586149
Product description	Switch mode power supply
Product function	DC power supply

Input data

AC input voltage	85 - 270V _{AC} (44-66Hz)
DC input voltage	120 - 400V _{DC}
Input current at nominal load	at 115V _{AC} max. 1.5A / at 230V _{AC} max. 0.84A
Input current peak	< 17 A at 270V _{AC}
Protective circuit	Transient voltage suppressor Varistor Surge arrester against PE

Output data

Output voltage U _{Nominal}	48V _{DC}
Range of adjustment	47.0 61.0V _{DC}
Output current I _{Nominal}	3.0A
Current limiting	approx. 1.4 x I _{Nominal}
Power / consumption	144 Watt / 260VA
Residual ripple (20MHz Bandwidth)	<25mV _{rms}

Control data

Control deviation (Load)	<200mV with load variation 10 90%
Control deviation (Supply)	<10mV with load variation ±10%
Control time	<10ms with load variation 10 90%

Operating data

Duty circle	100%
Efficiency	max. 92%
Parallel connection	Yes
Operating temperature range	-40°C to +80°C
Storage temperature range	-40°C to +105°C
Derating	from 50°C
Cooling	selfcooling recommended respective distance 15mm each
Installation altitude	unlimited
MTBF	> 380.000h

Safety devices

Fuse for input, calculated	at 115V _{AC} 2.5A delayed / at 230V _{AC} 1.25A delayed
Fuse for output	not necessary - short circuit proof
Overload protection	integrated into device - U _{over} / Hickup
Hold-up time	20 ms typ.

Safety data

Test voltage transformer	5kV _{AC} according to VDE0551
High voltage resistance	Primary circuit - secondary circuit 4 kVacc. to VDE7IEC L/N - PE = 1500V _{AC} additionally limited by protection circuit out - PE = 500V _{DC}
Degree of EMI suppression	according to VDE0871B, EN55022/B
Protection class	Protection class I with PE-Connection (EN60950-1)
Extra low safety potential	PELV (EN60204), SELV (EN60950)
Ambient humidity	95% relative humidity, yearly average dewing allowed for use in tropical ambient
Protective class enclosure	IP65
Protective class terminals	IP20 (BGV A3)
Vibration proof	>30g bei 33Hz in X, Y und Z nach IEC68 und DIN41640

Status & Signal

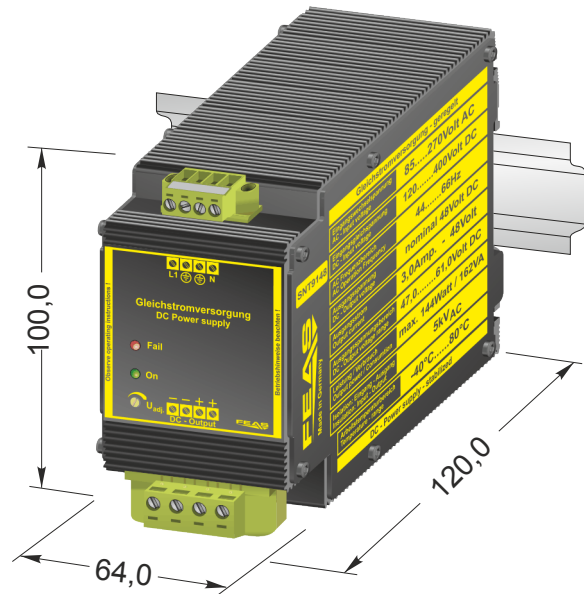
Status indicator	LED - Operating, LED - Operating fail
Signals	-

Applied construction regulations

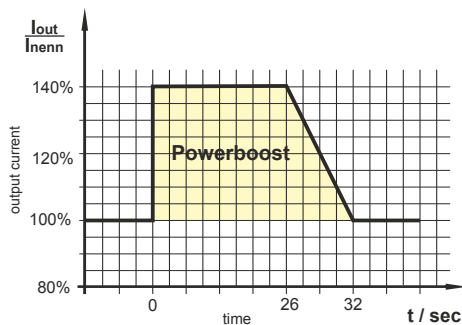
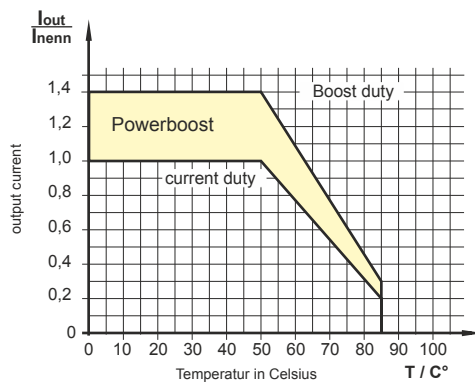
according to VDE	VDE0100, VDE0110, VDE0113, VDE0551, VDE0160/W2, VDE0806
IEC	IEC60950, IEC61000-6-1-2-3-4, IEC60068-2-3, IEC60068-2-11-52, IEC60529, IEC380
EN	EN60950-1, EN61140, EN61000-6-1, EN61000-6-2, EN61000-6-3, EN61000-6-4, EN55022, EN55011 EN61000-3-2, EN61000-3-3, EN50204, EN60204 EN60529, EN61000-4-2-3-4-5-6-8-11, EN60068-1, EN6068-2-1-2-3-6-27-30, EN45501, EN50021, EN61558-2-17, EN50178
CSA/UL	CSA-C 22.2 / UI60950, UI508, UL1950

Mechanical data

Mounting	on Rails acc. to DIN 46277, wall mounting possible
Dimensions (W x H x D)	64mm x 100mm x 120mm
Weight	approx. 1.60kg



CE - konform



Products of the series:

Type	SNT9112	SNT9124	SNT9148
Order number	586113	586125	586149
Output voltage	12VDC	24VDC	48VDC
Output current	10.0A	6.0A	3.0A

FEAS

Postfach 1521
D - 22905 Ahrensburg

Phone: +49 4102 42082
Fax: +49 4102 40930

E-Mail: sales@feas.com
Internet: www.feas.com