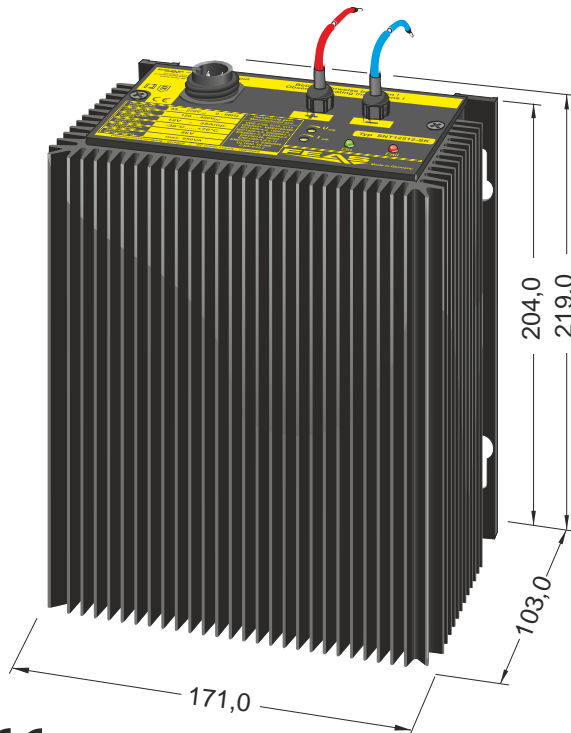


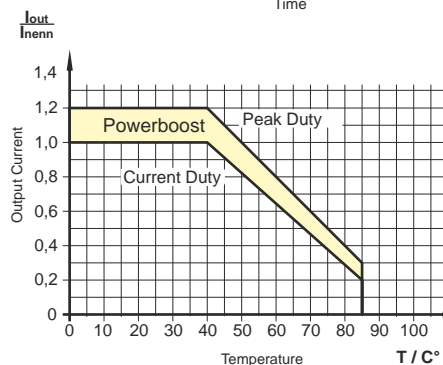
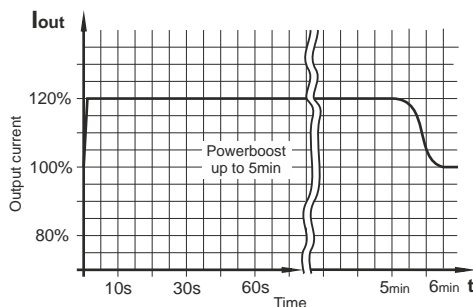
Data sheet

Switch mode power supply: SNT12512-SK

Technical data



CE - konform



Products of the series:

Type	SNT 12512-SK	SNT 12524-SK
Order number	583512	583524
Output voltage	12VDC	24VDC
Output current	35A	20A

General data	
Type	SNT12512-SK
FEAS Order number	583512
Product description	Switch mode power supply
Product function	DC power supply
Input data	
AC input voltage	85 - 270V _{AC} (0-66Hz)
DC input voltage	120 - 400V _{DC}
Input current at nominal load	at 115V _{AC} max. 6.0A / at 230V _{AC} max. 3.0A
Input current peak	< 8.2 A at 270V _{AC}
Protective circuit	Transient voltage suppressor Varistor
Output data	
Output voltage U _{Nominal}	12V _{DC}
Range of adjustment	10.0 15.5V _{DC}
Output current I _{Nominal}	35.0A
Current limiting	adjustable 0.5 ... 1.2 x I _{Nominal}
Power	420 Watt
Residual ripple (20MHz Bandwidth)	<50mV _{PP}
Control data	
Control deviation (Load)	<200mV with load variation 10 90%
Control deviation (Supply)	<10mV with load variation ±10%
Control time	<10ms with load variation 10 90%
Operating data	
Duty circle	100%
Efficiency	>91%
Parallel connection	Yes
Operating temperature range	-30°C to +70°C
Storage temperature range	-30°C to +105°C
Derating	from 40°C
Cooling	selfcooling recommended respective distance 15mm each
Installation altitude	unlimited
MTBF	> 380.000h
Safety devices	
Fuse for input (technically not necessary)	at 115V _{AC} 12.0A delayed / at 230V _{AC} 6.0A delayed
Fuse for output	not necessary - short circuit proof
Overload protection	integrated into device
Hold-up time	20 ms typ.
Safety data	
Test voltage transformer	5kV _{AC} according to VDE0570
High voltage resistance	Input/Output 4,4kV _{AC} according to VDE0806/IEC380
Degree of EMI suppression	according to VDE0871B, EN55022/B
Protection class	Protection class I with PE-Connection (EN60950)
Extra low safety potential	PELV (EN60204), SELV (EN60950)
Ambient humidity	95% relative humidity, yearly average dewing allowed for use in tropical ambient
Protective class enclosure	IP 65
Protective class terminals	IP20
Vibration proof	>100g at 33Hz in X, Y and Z accord. IEC68 and DIN41640
Status & Signal	
Status indicator	LED - Operating, LED - Operating fail
Signals	-
Interfaces	-
Applied construction regulations	
according to VDE	VDE0100, VDE0110, VDE0113, VDE0551, VDE0806
IEC	IEC60950-1, IEC61000-6-1,2,3,4, IEC60068-2-3, IEC60068-2-11-52, IEC60529
EN	EN60950-1, EN61140, EN61000-6-1, EN61000-6-2, EN61000-6-3, EN61000-6-4, EN55022, EN55011, EN61000-3-2, EN61000-3-3, EN60204, EN60529, EN61000-4-2,3,4,5,6,8,11, EN60068-1, EN6068-2, EN61558-2-17
CSA/UL	CSA-C 22.2 / UI60950-1, UI508, UL1950
Mechanical data	
Mounting	Wall mounting with M8 screws
Dimensions (W x H x D)	171mm x 219mm x 103mm
Weight	approx. 7,30kg



Postfach 1521
D - 22905 Ahrensburg

Phone: +49 4102 42082
Fax: +49 4102 40930

E-Mail: sales@feas.com
Internet: www.feas.com