

# product specification

## DC power supply linear regulated: PSLC241

input: 115 / 230Vac - output: 24Vdc / 1.0Amp.



- ☐ Regulated output voltage
- ☐ Output separated according to VDE0551
- ☐ Extra low safety potential  
PELV (EN 50178) SELV (EN 60950)
- ☐ Parallel connection possible
- ☐ Operating status shown by LED
- ☐ Short circuit proof
- ☐ Simple mounting on rail acc. to DIN 46277  
or wall mounting with screws
- ☐ Vibration proof, suitable for the tropics  
- epoxy resin casted
- ☐ Conforms to EMC and low voltage directive C E
- ☐ Safety according to VDE, EN, UL, CSA

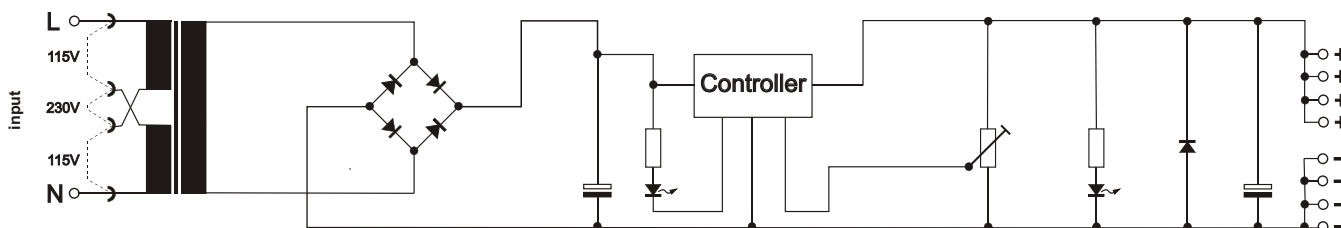
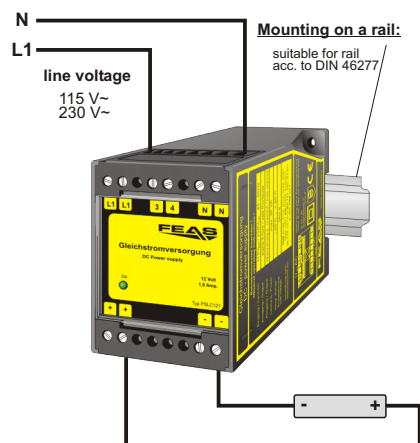
### Application

The power supplies of the PSLC1 series are powerful and robust devices with linear controlled output voltage.

Under assistance of linear regulation transistors, the smoothed DC voltage is converted into a highly stabilized output. The disadvantage of this circuit principle is the relative high loss of energy into heat. For this reason a maximum of 30% to 50% efficiency can be obtained.

A high degree of control accuracy as well as the low ripple make this kind of power supply particularly convenient for the supply of extreme high-grade users.

The output voltage is short circuit proof. Because of its robust design, casted in a rugged plastics housing, it is particularly suitable for being used in rough industrial environment.



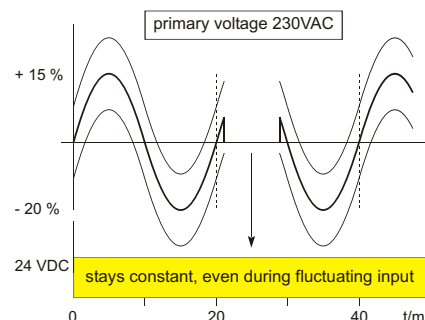
### Functional principle

In the linear regulated power supply PSLC1 AC voltage is transferred through a 50-Hz transformer. Afterwards the voltage is rectified by a bridge rectifier and the resulting pulsing DC voltage is smoothed with capacitors.

The power transformer ensures the galvanic isolation of input and output voltages. Due to the power supply's highly stabilized output voltage it also guarantees a smooth supply of consumers with high surge currents. A destruction of the supply is virtually impossible due to the effective electronic current and temperature limiting.

### Design

Completely embedded with resin in an plastics housing for mounting on a rail or wall mounting with screws.



Please read the data sheets and the user manual for further information.



Postfach 1521  
D - 22905 AHRENSBURG

phone: +49 4102 42082 e-mail : info@feas.com  
telefax: +49 4102 40930 internet: www.feas.com