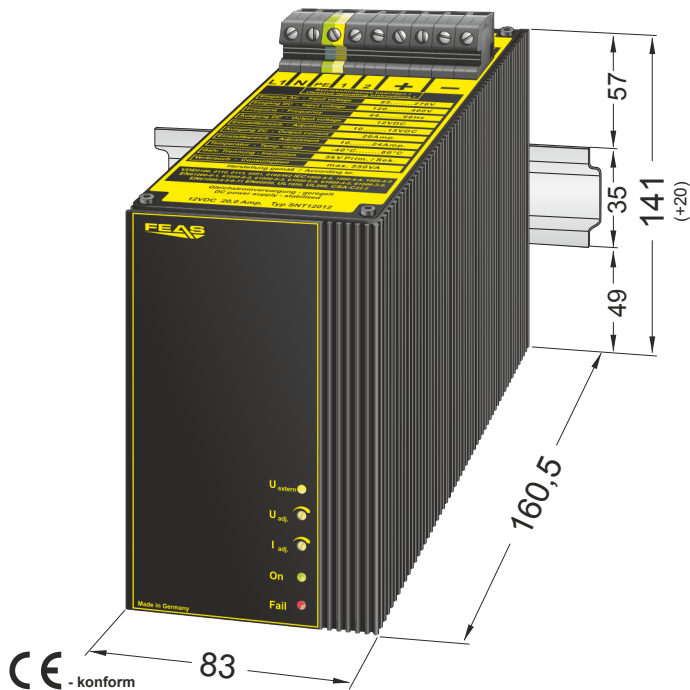


Product specification

Switch mode power supply SNT12012-H - 12 V_{DC} / 20.0 A



- Input range: 85 - 270 V_{AC} or 120 - 400V_{DC}
- Output range: 10.0 - 15.0 V_{DC}
- Boostfunction 150% max. 30s
120% max. 5min
- Relay-contacts Overtemperature/Output voltage low
- Device protection, shutdown on overtemperature and automatic restart
- Operating status shown by LED
- Parallel operatin possible, polarity reversal protection, short circuit proof, overload and open circuit protected
- Vibration proof, suitable for the tropics - exposy resin casted
- Output separated according to VDE0551
- Conforms to EMC and low voltage directive
- PFC according to IEC/EN 61000-3-2
- Safety according to VDE, EN, UL, CSA

Application

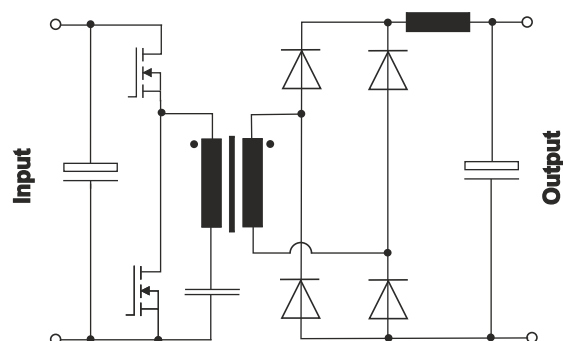
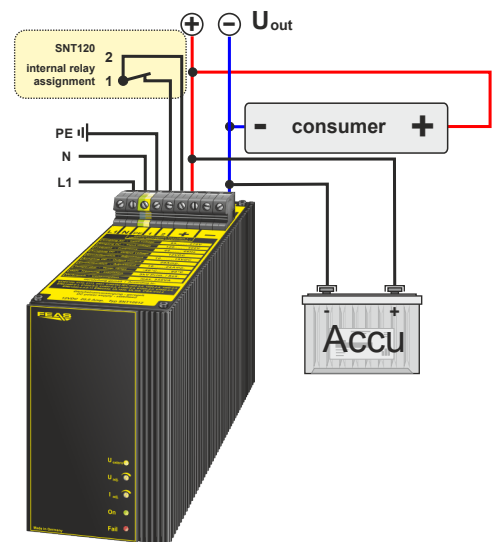
The switch-mode power supplies of the SNT120 series are powerful and robust devices to provide sensitive loads in a hard industrial environment. These features result from the modern construction with a good radio shielding and high reliability integrated in a functional and stable casing. The short circuit proof output DC voltage of this type can be adjusted from 10.0 to 15.0 V. The Output voltage can be increased up to 150% of the nominal value for a short period of time, which makes this power supply optimal suited for loads requiring high starting currents.


Functional principle

The Series Power Supplies SNT120 work on the principle of the resonant half-bridge forward converter. Use of the current zero passage switching power semiconductor operates this power supply expressed efficiently. Another great advantage of this topology is that the "soft" switching have a positive influence on the Emissions (EMI) effect. The dynamic regulatory is able, even with large load fluctuations, the output voltage stable. The integrated power-factor pre-regulation guarantees a very good power factor, the device makes it resistant to variations in input voltage and make the wide input voltage range possible.

Design

Completely embedded with resin in an aluminium housing for mounting on a rail.



 Please read the data sheets and the operating instructions for further information