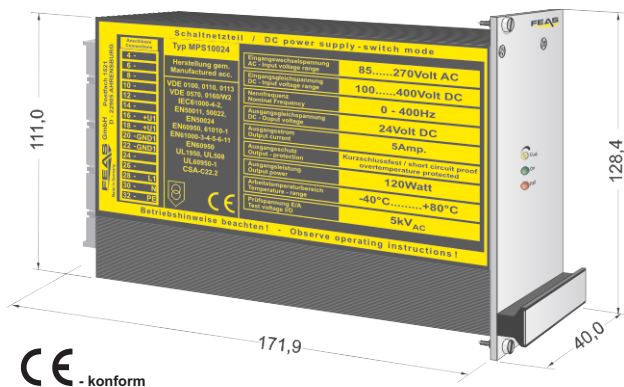


Data sheet

Switch mode power supply 19" : MPS10024

Terminal version MPS100

Technical data



General data

Type	MPS10024
FEAS Order number	583114 / 1 / 2 / 3
Product description	Switch mode power supply
Product function	DC power supply

Input data

AC input voltage	85 - 270 V _{AC} (0 - 400Hz)
DC input voltage	100 - 400 V _{DC}
Input current at nominal load	at 115 V _{AC} max. 1.8 A / at 230 V _{AC} max. 0.9 A
Input current peak	< 8.0 A at 270 V _{AC}
Protective circuit	Transient voltage suppressor Varistor

Output data

Output voltage U _{Nominal}	24 V _{DC}
Range of adjustment	22.5 ... 30.0 V _{DC}
Output current I _{Nominal}	5.0 A
Current limiting	1.5 x I _{Nominal}
Fuse Mode (electronic fuse)	-
Power P _{Nominal}	120 Watt
Residual ripple (20MHz Bandwidth)	<50mV _{pp}

Control data

Control deviation (Load)	<200mV with load variation 10 90%
Control deviation (Supply)	<10mV with load variation ±10%
Control time	<10ms with load variation 10 90%

Operating data

Duty circle	100%
Efficiency	approx. 89%
Parallel connection	Yes
Operating temperature range	-40°C to +80°C
Storage temperature range	-40°C to +105°C
Derating	from 50°C
Cooling	selfcooling recommended respective distance 15mm each
Installation altitude	unlimited
MTBF	> 380.000h

Safety devices

Fuse for input	at 115 V _{AC} 4.0 A / at 230 V _{AC} 2.0 A slow blow
Fuse for output	not necessary - short circuit proof
Overload protection	integrated into device
Hold-up time	20 ms typ.

Safety data

Test voltage transformer	5kV _{AC} according to VDE0570
High voltage resistance	Input/Output 4,4kV _{AC} according to VDE0806/IEC380
Degree of EMI suppression	according to VDE0871B, EN55022/B
Protection class	Protection class I with PE-Connection (EN60950)
Extra low safety potential	PELV (EN60204), SELV (EN60950)
Ambient humidity	95% relative humidity, yearly average dewing allowed for use in tropical ambient
Protective class enclosure	IP65
Protective class terminals	IP20 (BGV A3)
Vibration proof	>30g at 33Hz in X, Y and Z acc. IEC68 and DIN16440

Status & Signal

Status indicator	LED - Operating, LED - Operating fail
Signals	-
Interface	-

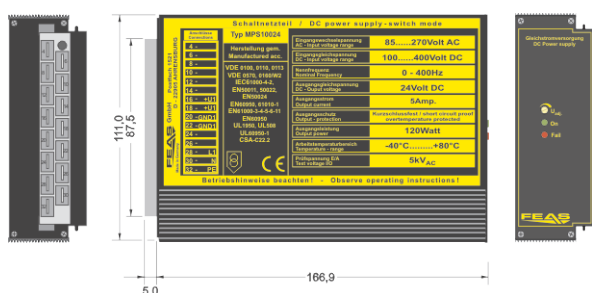
Applied construction regulations

according to VDE	VDE0100, VDE0110, VDE0113, VDE0570, VDE0806
IEC	IEC60950-1, IEC61000-6-1,2,3,4, IEC60068-2-3, IEC60068-2-11-52, IEC60529
EN	EN60950-1, EN61140, EN61000-6-1, EN61000-6-2, EN61000-6-3, EN61000-6-4, EN55022, EN55011, EN61000-3-2, EN61000-3-3, EN60204, EN60529, EN61000-4-2,3,4,5,6,8,11, EN60068-1, EN6068-2, EN61558-2-17, EN61010-1
CSA/UL	CSA-C 22.2 / UL60950-1, UL508, UL1950

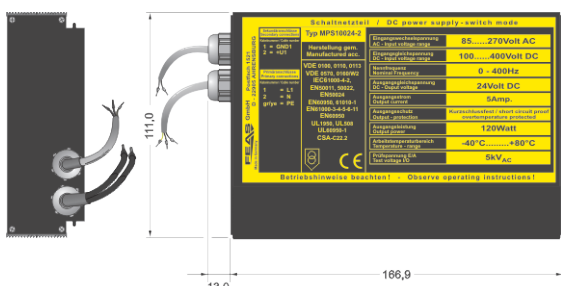
Mechanical data

Mounting	19"-Rack 3RU 8HP
Dimensions (W x H x D)	40mm x 111/128.4mm x 171.9/179.9/180.4mm
Weight	approx. 1.25kg

Terminal version MPS100-1

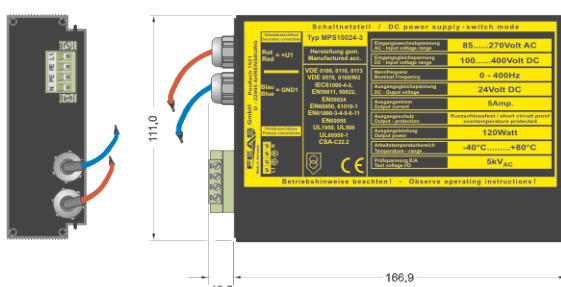


Terminal version MPS100-2



Normale Kabellänge = ca. 1,0m
Normal cable length = approx. 1,0m

Terminal version MPS100-3



Products of the series:

Type	MPS10005	MPS10012	MPS10024	MPS10048
Order number	583105	583112	583114	583116
Output voltage	5V _{DC}	12V _{DC}	24V _{DC}	48V _{DC}
Output current	15,0A	10,0A	5,0A	2,5A



Postfach 1521
D - 22905 Ahrensburg

Phone: +49 4102 42082
Fax: +49 4102 40930

E-Mail: sales@feas.com
Internet: www.feas.com