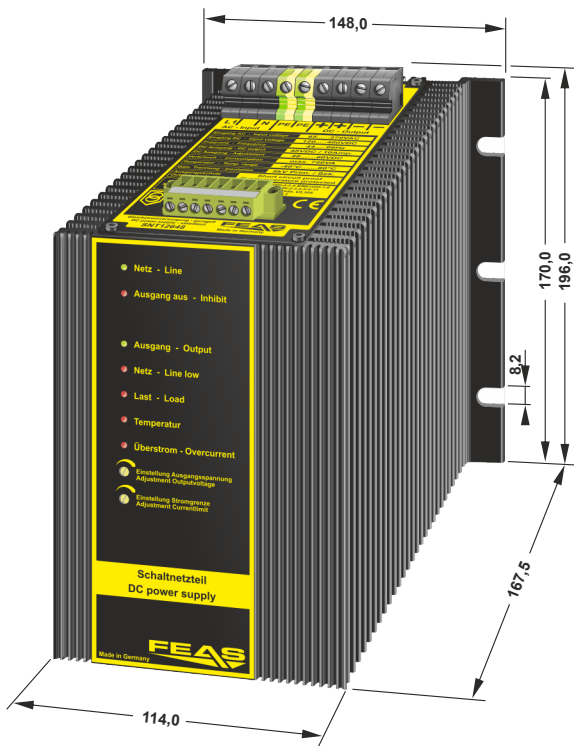


Data sheet

Switch mode power supply: SNT12648

Technical data



General data

Type	SNT12648
FEAS Order number	584432
Product description	Switch mode power supply
Product function	DC power supply

Input data

AC input voltage	85 - 270V _{AC} (44-66Hz)
DC input voltage	120 - 400V _{DC}
Input current at nominal load	at 115V _{AC} max. 5.0A / at 230V _{AC} max. 2.5A
Input current peak	< 10 A at 270V _{AC}
Protective circuit	Transient voltage suppressor Varistor Surge arrester

Output data

Output voltage U _{Nominal}	48V _{DC}
Range of adjustment	48.0 60.0V _{DC}
Output current I _{Nominal}	10.0A
Current limiting/Fuse-Mode	adjustable 0.5 ... 1.5 x I _{Nominal} - 5.0 ... 15.0A
Power nominal / boost	480 Watt / 720 Watt
Residual ripple (20MHz Bandwidth)	<50mV _{rms}
max. Power consumption in standby	<10 Watt

Control data

Control deviation (Load)	<2% with load variation 10 90%
Control deviation (Supply)	<0.1% with load variation ±10%
Control time	<10ms with load variation 10 90%

Operating data

Duty circle	100%
Efficiency	approx. 93%
Parallel connection	Yes
Operating temperature range	- 40°C to +80°C
Storage temperature range	- 40°C to +105°C
Derating	from 40°C
Cooling	selfcooling
Installation altitude	unlimited
MTBF	> 380.000h

Safety devices

Fuse for input	at 115V _{AC} 10.0A delayed / at 230V _{AC} 5.0A delayed
Fuse for output	not necessary - short circuit proof
Overload protection	integrated into device
Hold-up time	20 ms typ.

Safety data

Test voltage transformer	5kV _{AC} according to VDE0570
High voltage resistance	Input/Output 4.4kV _{AC} according to VDE0806/IEC380
Degree of EMI suppresion	according to VDE0871B, EN55022/B
Protection class	Protection class I with PE-Connection (EN60950)
Extra low safety potential	PELV (EN60204), SELV (EN60950)
Ambient humidity	95% relative humidity, yearly average dewing allowed for use in tropical ambient
Protective class enclosure	IP 65
Protective class terminals	IP20 (BGV A3)
Vibration proof	>100g at 33Hz in X, Y and Z according to IEC68 and DIN41640

Status & Signal

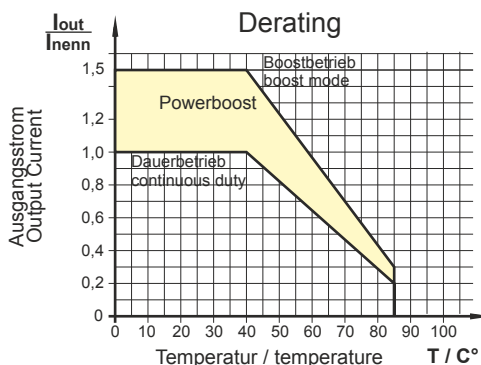
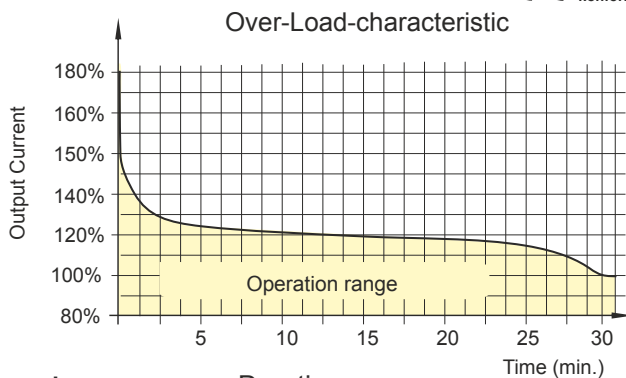
Status indicator	LED - Line, Load, Temperature, Input, Output
Signals	Relay - Overtemperature, Overload/Power-Good
Interface	0-10 V interface to adjust voltage (Dimmer)

Applied construction regulations

according to VDE	VDE0100, VDE0110, VDE0113, VDE0551, VDE0806
IEC	IEC60950-1, IEC61000-6-1,2,3,4, IEC60068-2-3, IEC60068-2-11-52, IEC60529
EN	EN60950-1, EN61140, EN61000-6-1, EN61000-6-2, EN61000-6-3, EN61000-6-4, EN55022, EN55011, EN61000-3-2, EN61000-3-3, EN60204, EN60529, EN61000-4-2,3,4,5,6,8,11, EN60068-1, EN6068-2, EN61558-2-17
CSA/UL	CSA-C 22.2 / UI60950-1, UI508, UL1950

Mechanical data

Mounting	Wall mounting with screws
Dimensions (W x H x D)	148mm x 196mm x 167,5mm
Weight	approx. 7.00kg



Products of the series:

Type	SNT12612	SNT12624	SNT12648
Order number	584431	584430	584432
Output voltage	12VDC	24VDC	48VDC
Output current	35,0A	20,0A	10,0A



Postfach 1521
D - 22905 Ahrensburg

Phone: +49 4102 42082
Fax: +49 4102 40930

e-Mail: sales@feas.com
Internet: www.feas.com