


# Data sheet

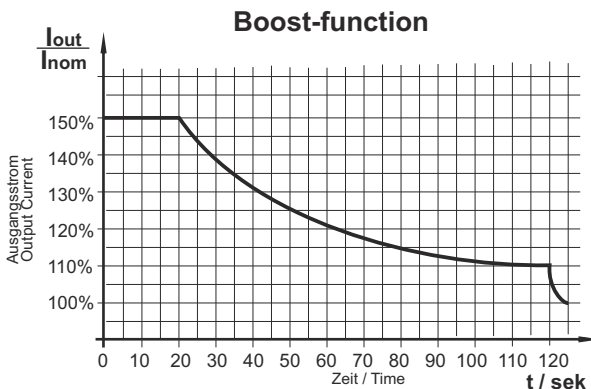
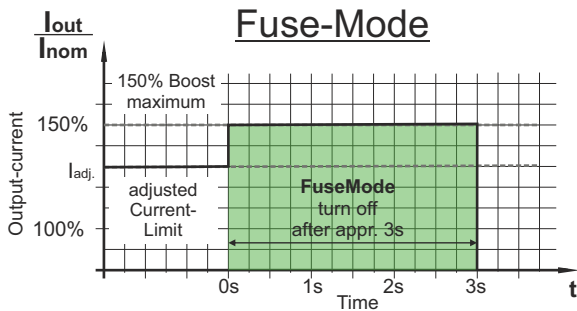
## Switch mode power supply: SNT9448-HD



CE - konform

### Products of the series:

Type	SNT9412-HD	SNT9424-HD	SNT9448-HD
Order number	588113	588126	588149
Output voltage	12V <sub>DC</sub>	24V <sub>DC</sub>	48V <sub>DC</sub>
Output current	20A	12A	6A



### Technical data

#### General data

Type	SNT9448-HD
FEAS Order number	588149
Product description	Switch mode power supply
Product function	DC power supply

#### Input data

AC input voltage	85 - 270V <sub>AC</sub> (0-66Hz)
DC input voltage	120 - 400V <sub>DC</sub>
Input current at nominal load	at 115V <sub>AC</sub> max. 3.0A / at 230V <sub>AC</sub> max. 1.5A
Input current peak	< 8.2 A at 270V <sub>AC</sub>
Protective circuit	Transient voltage suppressor Varistor

#### Output data

Output voltage U <sub>Nominal</sub>	48V <sub>DC</sub>
Range of adjustment	45.0 ..... 60.0V <sub>DC</sub>
Output current I <sub>Nominal</sub>	6.0A
Current limiting	1.5 x I <sub>Nominal</sub> / 9.0A
Fuse-Mode	adjustable 0.5 ... 1.5 x I <sub>Nominal</sub> / 3.0 ... 9.0A
Power nominal / maximum	288 Watt / 432 Watt
Residual ripple (20MHz Bandwidth)	<50mV <sub>pp</sub>

#### Control data

Control deviation (Load)	<200mV with load variation 10 ..... 90%
Control deviation (Supply)	<10mV with load variation ±10%
Control time	<10ms with load variation 10 ..... 90%

#### Operating data

Duty circle	100%
Efficiency	>93%
Parallel connection	Yes
Operating temperature range	- 40°C to +70°C
Storage temperature range	- 40°C to +105°C
Derating	from 50°C
Cooling	selfcooling
Installation altitude	unlimited
MTBF	> 380.000h

#### Safety devices

Fuse for input (technically not necessary)	at 115V <sub>AC</sub> 6.0A delayed / at 230V <sub>AC</sub> 3.0A delayed
Fuse for output	not necessary - short circuit proof
Overload protection	integrated into device
Hold-up time	20 ms typ.

#### Safety data

Test voltage transformer	5kV <sub>AC</sub> according to VDE0551
High voltage resistance	Input/Output 4.4 kV <sub>AC</sub> according to VDE0806/IEC380
Degree of EMI suppression	according to VDE0871B, EN55022/B
Protection class	Protection class I with PE-Connection (EN60950)
Extra low safety potential	PELV (EN60204), SELV (EN60950)
Ambient humidity	95% relative humidity, yearly average dewing allowed for use in tropical ambient
Protective class enclosure	IP65
Protective class terminals	IP20 (BGV A3)
Vibration proof	>30g at 33Hz in X, Y and Z according to IEC68 and DIN41640

#### Status & Signal

Status indicator	LED - Line In, Overload, Temperature
Signals	Relay - Overload, Temperature

#### Applied construction regulations

according to VDE	VDE0100, VDE0110, VDE0113, VDE0551, VDE0160/W2, VDE0806
IEC	IEC60950, IEC61000-6-1-2-3-4, IEC60068-2-3, IEC60068-2-11-52, IEC60529, IEC380
EN	EN60950-1, EN61140, EN61000-6-1, EN61000-6-2, EN61000-6-3, EN61000-6-4, EN55022, EN55011, EN61000-3-2, EN61000-3-3, EN50204, EN60204, EN60529, EN61000-4-2-3-4-5-6-8-11, EN60068-1, EN6068-2-1-2-3-6-27-30, EN45501, EN50021, EN61558-2-17, EN50178
CSA/UL	CSA-C 22.2 / UI60950, UI508, UL1950

#### Mechanical data

Mounting	on DIN-rail acc. DIN46277
Dimensions (W x H x D)	162,0mm x 100mm x 120mm
Weight	approx. 3.80kg

**FEAS**

Postfach 1521  
D - 22905 Ahrensburg

Phone: +49 4102 42082  
Fax: +49 4102 40930

E-mail: sales@feas.com  
Internet: www.feas.com