

product specification

DC-DC converter: DCC9024-3



- regulated output voltage
- output separated acc. to VDE0551
- extra low safety voltage
PELV (EN 50178) SELV (EN 60950)
- short circuit proof, overload- and open circuit protected
- Parallel operation possible to increase output power
- Operating status shown by LED
- Simple mounting on rail acc. to DIN 46277
or wall mounting with screws
- Vibration proof, suitable for the tropics
epoxy resin casted
- conforms to EMC and low voltage directive C E
- Input voltage 60-160VDC
- Safety acc. to VDE, EN, UL, CSA

Application

The DC-DC converters of the DCC90 series are powerful and robust devices to power sensitive loads in a hard industrial environment.

These features result from the modern construction with a good radio shielding and high reliability integrated in a functional and stable housing.

The short circuit proof output DC voltage of this type can be adjusted from 22.5 - 30.0 V. Because of this it can as well supply accumulators in parallel operation.

This power supply is optimally suited for loads requiring high starting currents.

Functional principle

In the primary switched DC-DC converter DCC9024-3 a forward converter operates to transform the energy in two steps.

During the first step energy is taken from the supplying power source and is transferred to the output circuit. This transfer is controlled (switched) by a switching transistor.

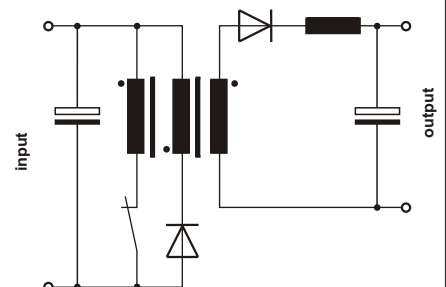
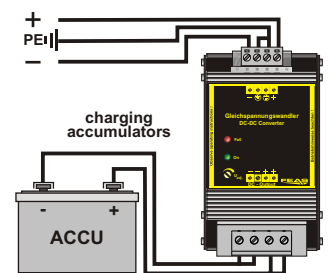
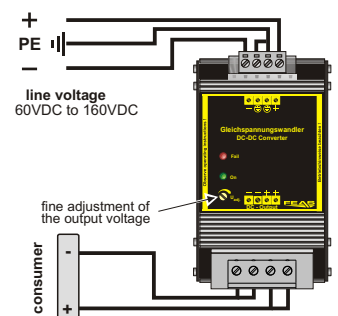
During the second phase the switching transistor opens and no energy is transferred to the secondary circuit. The energy flow is sustained by a storage choke.

The switching transistor is turned on and off by a control voltage.

The output voltage depends on the duty ratio of the switching transistor and is continuously measured and fed back to the control circuit. Thereby a stabilized output voltage is generated.

Design

Completely embedded with resin in a aluminium housing for mounting on a rail or wall mounting with screws.



Please read the data sheets and the user manual for further information.