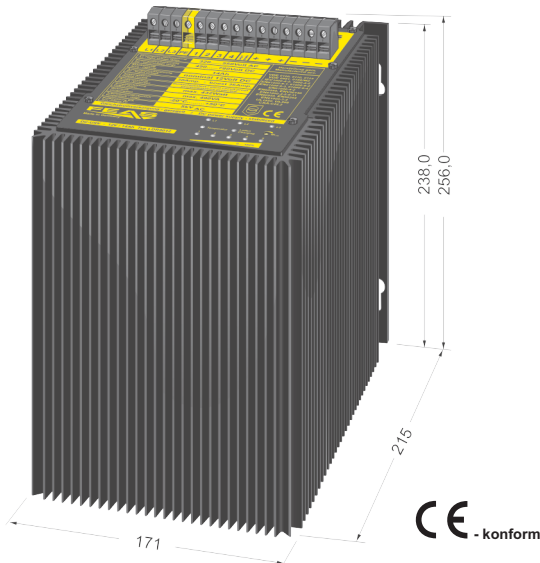
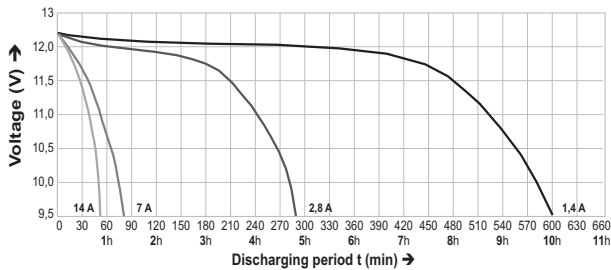


Data sheet

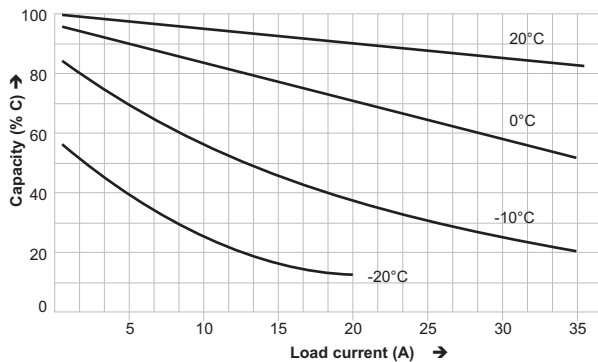
Power Supply with Accupack (DC-UPS): LDR9012



Discharge current diagram at 20°C



Withdrawable capacity in % of the nominal capacity at different temperatures



Products of the series:

Type	LDR9012	LDR9024
Order number	589945	589944
Output voltage	12.0 V _{DC}	24.0 V _{DC}
Output current	30 A	20 A
Capacity (20°)	14 Ah	7 Ah
Nominal Power	360 W	480 W
Buffered time	50min typ. 15 A	40min typ. 10 A

Technical data

General data	
Type	LDR9012
FEAS Order number	589945
Product description	Power Supply with accupack DC-UPS
Product function	DC power supply
Input data	
AC input voltage	320 - 550V _{AC} (0-400Hz)
DC input voltage	450 - 780V _{DC}
Input current at nominal load	at 400V _{AC} in 3-phase operation max. 0.85A
Input current peak	< 25 A at 550V _{AC}
Protective circuit	Transient voltage suppressor Varistor
Output data	
Output voltage U _{Nominal}	12 V _{DC}
Buffered voltage	9.0 - 14.0 V _{DC} following the accu-voltage
Output current I _{Nominal}	30.0A
Current limiting/	appr. 1.2 x I _{Nominal}
Power	360 Watt
Residual ripple (20MHz Bandwidth)	<50mV _{pp}
Control data	
Control deviation (Load)	<200 mV with load variation 10 90%
Control deviation (Supply)	<25 mV with load variation ±10%
Control time	<10ms with load variation 10 90%
Operating data	
Duty circle	100%
Efficiency	approx. 90% (grid mode)
Capacity C	14.0 Ah (20°C)
Buffered Time	typ. 15A - 50min (see graph on the left)
Parallel connection	No
Operating temperature range	-20°C to +50°C
Storage temperature range	-30°C to +65°C
Derating	from 40°C
Cooling	selfcooling recommended respective distance 15mm each
Installation altitude	unlimited
MTBF	> 380.000h (without accupack)
Safety devices	
Fuse for input	at 400V _{AC} 2.0A slow blow each phase
Fuse for output	not necessary - short circuit proof
Overload protection	integrated into device
Safety data	
Test voltage transformer	5kV _{AC} according to VDE0570
High voltage resistance	Input/Output 4,4kV _{AC} according to VDE0806/IEC380
Degree of EMI suppresion	according to VDE0871B, EN55022/B
Protection class	Protection class I with PE-Connection (EN60950)
Extra low safety potential	PELV (EN60204), SELV (EN60950)
Ambient humidity	95% relative humidity, yearly average dewing allowed for use in tropical ambient
Protective class enclosure	IP65
Protective class terminals	IP20 (BGV A3)
Vibration proof	>30g at 33Hz in X, Y and Z acc. IEC68 and DIN41640
Status & Signal	
Status indicator	LED - Phase, Charging, Buffer mode, Temperature
Signals	Relais - Phase-failure, Accu-protection
Interfaces	Sleep-mode
Applied construction regulations	
according to VDE	VDE0100, VDE0110, VDE0113, VDE0551, VDE0806
IEC	IEC60950-1, IEC61000-6-1-2-3-4, IEC60068-2-3, IEC60068-2-11-52, IEC60529
EN	EN60950-1, EN61140, EN61000-6-1, EN61000-6-2, EN61000-6-3, EN61000-6-4, EN55022, EN55011, EN61000-3-2, EN61000-3-3, EN60204, EN60529, EN61000-4-2-3-4-5-6-8-11, EN60068-1, EN60668-2-1, EN61558-2-17, EN61010-1
CSA/UL	CSA-C 22.2 / UL60950, UL508, UL1950
Mechanical data	
Mounting	on wall with screws
Dimensions (W x H x D)	171mm x 256mm x 215mm
Weight	approx. 16.50kg



Postfach 1521
D - 22905 Ahrensburg

Phone: +49 4102 42082
Fax: +49 4102 40930

E-Mail: sales@feas.com
Internet: www.feas.com