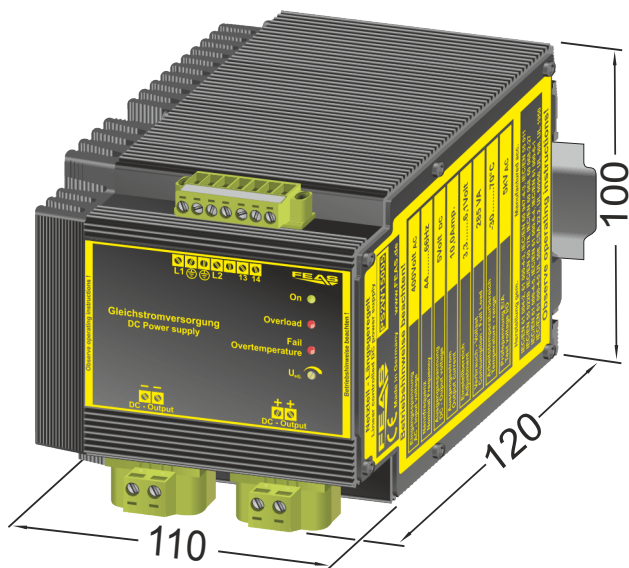


Data sheet

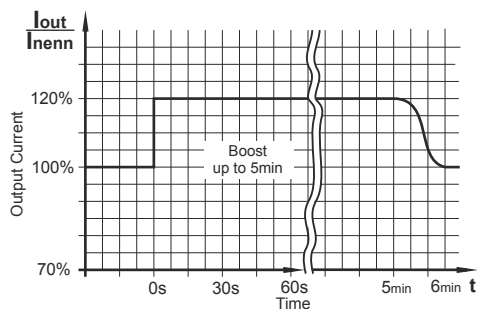
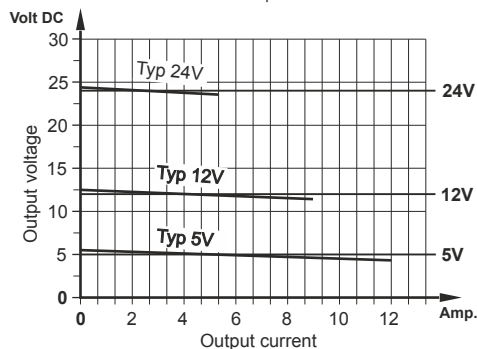
Power supply linear regulated: PS2W15005

Technical data



CE - konform

Load current diagram
at nominal input



Products of the series:

Type	PS2W15005	PS2W15012	PS2W15024
Order number	58706	58713	58725
Output voltage	5VDC	12VDC	24VDC
Output current	10,0A	8,0A	4,0A

General data

Typ	PS2W15005
FEAS Order number	58706
Product description	Power supply linear regulated
Product function	DC Power supply

Input data

AC input voltage	400 V _{AC}
frequency	45 - 66Hz
Input voltage tolerance	-10% bis +10%
Input current at nominal load	at 400 V _{AC} max. 0.50A
Consumption	max. 285VA

Output data

Output voltage U _{nominal}	5V _{DC}
Range of adjustment	3.3 6.0 V _{DC}
Output current I _{nominal}	max. 10,0A
Current limitig	approx. 1.2 x I _{nominal}
Power	50 Watt
Residual ripple (100Hz)	< 5 mV _{rms}

Operation data

duty circle	100%
Efficiency	approx. 30%
Parallel connection	Yes
Operating temperature range	-40°C to +70°C
Storage temperature range	-40°C to +105°C
Temperature coefficient	< 500ppm / K
Derating	from 40°C
Cooling	selfcooling recommended respective distance 15mm each
Installation altitude	unlimited
MTBF	> 400.000h

Safety devices

Fuse for input	at 400 V _{AC} max. 1.0 A delayed
Fuse for output	not necessary - cont. short-circuit proof
Overload protection	integrated into the device
Hold up time	20 ms typ.

Safety data

Test voltage transformer	5kV _{AC} acc. to VDE0551
High voltage resistance	Input/Output 4,4kV _{AC} accord. VDE0806/IEC380
Degree of EMI suppresion	< K acc. to VDE 0875 and VDE 0877
Protection class	Class 1 with PE-Connection (EN 60950)
Extra low safety potential	PELV (EN60204), SELV (EN 60950)
Ambient humidity	95% relative humidity, yearly average dewing allowed for use in tropical ambient
Protective class enclosure	IP 65
Protective class terminals	IP 20 (BGV A3)
Vibration proof	>30g at 33Hz in X, Y and Z acc. to IEC 60068-2-27

Status & Signal

Status indicator	LED - Operating, Output, Overtemperature
Signals	Relay Overtemperature

Applied construction regulations

according to VDE	VDE0100, VDE0110, VDE0113, VDE0551, VDE0160/W2, VDE0806
IEC	IEC380, IEC60950, IEC61000-6-1-2
EN	EN60950-1, EN50082-1, EN61000-6-1-2, EN 50178 EN50204, EN61558-2-17, EN20204, EN 60068 EN45501, En50021
CSA/UL	CSA-C 22.2 / UI60950, UI508, UL1950

Mechanical data

Mounting	on DIN rails or wall mounting with screws
Dimensions (W x H x D)	110mm x 100mm x 120mm
Weight	approx. 3.2kg

Notes / Comments



Postfach 1521
D - 22905 Ahrensburg

Phone: +49 4102 42082
Fax: +49 4102 40930

E-Mail: sales@feas.com
Internet: www.feas.com