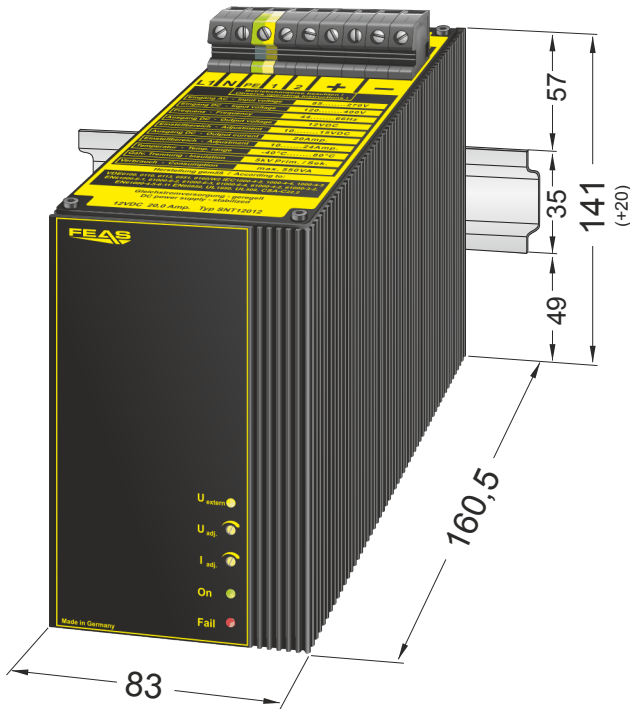


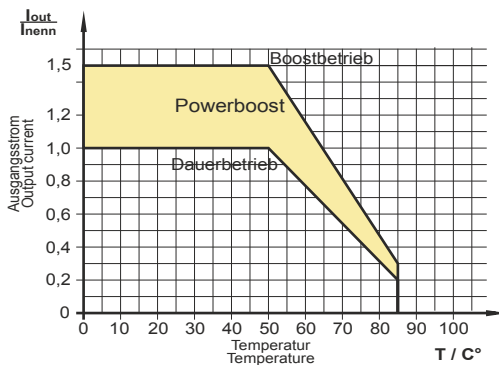
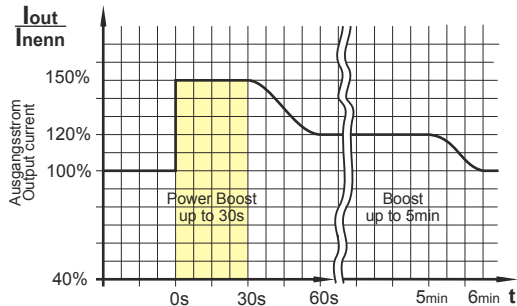
Data sheet

Switch mode power supply: SNT12012-H

Technical data



CE - konform



Products of the series:

Type	SNT12012-H	SNT12024-H	SNT12048-H
Order number	584513	584525	584549
Output voltage	12VDC	24VDC	48VDC
Output current	20A	15A	7.5A

General data	
Type	SNT12012-H
FEAS Order number	584513
Product description	Switch mode power supply
Product function	DC power supply
Input data	
AC input voltage	85 - 270V _{AC} (44-66Hz)
DC input voltage	120 - 400V _{DC}
Input current at nominal load	at 115V _{AC} max. 4.0A / at 230V _{AC} max. 2.0A
Input current peak	< 8.2 A at 270V _{AC}
Protective circuit	Transient voltage suppressor Varistor Surge arrester
Output data	
Output voltage U _{Nominal}	12V _{DC}
Range of adjustment	11.0 16.0V _{DC}
Output current I _{Nominal}	20.0A
Current limiting	adjustable 0.5 ... 1.5 x I _{Nominal} - 10.0 ... 30.0 A
Power nominal / boost	240 Watt / 360 Watt
Residual ripple (20MHz Bandwidth)	<50mV _{rms}
Control data	
Control deviation (Load)	<200mV with load variation 10 90%
Control deviation (Supply)	<10mV with load variation ±10%
Control time	<10ms with load variation 10 90%
Operating data	
Duty circle	100%
Efficiency	approx. 91%
Parallel connection	Yes
Operating temperature range	- 40°C to +80°C
Storage temperature range	- 40°C to +105°C
Derating	from 50°C
Cooling	selfcooling recommended respective distance 15mm each
Installation altitude	unlimited
MTBF	> 380.000h
Safety devices	
Fuse for input	at 115V _{AC} 8.0A delayed / at 230V _{AC} 4.0A delayed
Fuse for output	not necessary - short circuit proof
Overload protection	integrated into device
Hold-up time	20 ms typ.
Safety data	
Test voltage transformer	5kV _{AC} according to VDE0551
High voltage resistance	Input/Output 4.4 kV _{AC} according to VDE0806/IEC380
Degree of EMI suppresion	according to VDE0871B, EN55022/B
Protection class	Protection class I with PE-Connection (EN60950)
Extra low safety potential	PELV (EN60204), SELV (EN60950)
Ambient humidity	95% relative humidity, yearly average dewing allowed for use in tropical ambient
Protective class enclosure	IP65
Protective class terminals	IP20 (BGV A3)
Vibration proof	>30g bei 33Hz in X, Y und Z nach IEC68 und DIN41640
Satus & Signal	
Status indicator	LED - Operating, LED - Operating fail
Signals	Relay - Overtemperature/Output-Voltage-Level-low
Applied construction regulations	
according to VDE	VDE0100, VDE0110, VDE0113, VDE0551, VDE0160/W2, VDE0806
IEC	IEC60950, IEC61000-6-1-2-3-4, IEC60068-2-3, IEC60068-2-11-52, IEC60529, IEC380
EN	EN60950-1, EN61140, EN61000-6-1, EN61000-6-2, EN61000-6-3, EN61000-6-4, EN55022, EN55011 EN61000-3-2, EN61000-3-3, EN50204, EN60204 EN60529, EN61000-4-2-3-4-5-6-8-11, EN60068-1, EN6068-2-1-2-3-6-27-30, EN45501, EN50021, EN61558-2-17, EN50178
CSA/UL	CSA-C 22.2 / UI60950, UI508, UL1950
Mechanical data	
Mounting	on Rails according to DIN 46277
Dimensions (W x H x D)	83mm x 161mm x 160,5mm
Weight	approx. 4,30kg



Postfach 1521
D - 22905 Ahrensburg

Phone: +49 4102 42082
Fax: +49 4102 40930

E-Mail: sales@feas.com
Internet: www.feas.com