


Data sheet

Switch mode power supply: SNT15048-K

Technical data



General data

Type	SNT15048-K
FEAS Order number	581915
Product description	Switch mode power supply
Product function	DC power supply

Input data

AC input voltage (3-phase-mode)	320 - 550V _{AC} (44-66Hz)
AC input voltage (2-phase-mode)	350 - 550V _{AC} (44-66Hz)
DC input voltage	450 - 780V _{DC}
Input current at nominal load	at 400V _{AC} max. 2.25A
Input current peak	< 15 A at 400V _{AC}
Protective circuit	Transient voltage suppressor Varistor Surge arrester

Output data

Output voltage U _{Nominal}	48V _{DC}
Range of adjustment	48.0 60.0V _{DC}
Output current I _{Nominal}	15.0A
Current limiting/Fuse-Mode	adjustable 0.5 ... 1.5 x I _{Nominal} - 7.5 ... 22.5A
Power nominal / max	720 Watt / 1080 Watt
Residual ripple (20MHz Bandwidth)	<50mV _{rms}
max. Power consumption in standby	<30 Watt

Control data

Control deviation (Load)	<2% with load variation 10 90%
Control deviation (Supply)	<0.1% with load variation ±10%
Control time	<10ms with load variation 10 90%

Operating data

Duty circle	100%
Efficiency	approx. 94%
Parallel connection	Yes - U _{out} must be exactly adjusted
Operating temperature range	- 40°C to +80°C
Storage temperature range	- 40°C to +105°C
Derating	from 40°C
Cooling	selfcooling
Installation altitude	unlimited
MTBF	> 380.000h

Safety devices

Fuse for input	at 400V _{AC} 4.0A delayed
Fuse for output	not necessary - short circuit proof
Overload protection	integrated into device
Hold-up time	20 ms typ.

Safety data

Test voltage transformer	5kV _{AC} according to VDE0570
High voltage resistance	Input/Output 4kV _{AC} according to VDE0806/IEC380 L1, L2, L3 - PE = 3500V _{AC} additionally limited by internal protection circuit out - PE = 500V _{DC}

Degree of EMI suppression	according to VDE0871B, EN55022/B
Protection class	Protection class I with PE-Connection (EN60950)
Extra low safety potential	PELV (EN60204), SELV (EN60950)
Ambient humidity	95% relative humidity, yearly average dewing allowed for use in tropical ambient

Protective class enclosure	IP65/ IP69K* (*IP69K, if the potentiometer openings are reliably sealed with a 2-component system)
Vibration proof	>50g at 33Hz in X, Y and Z according to IEC68 and DIN41640

Status & Signal

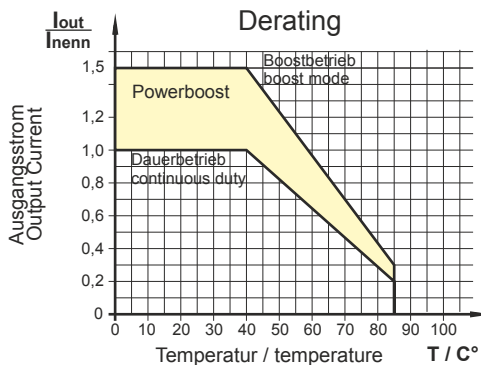
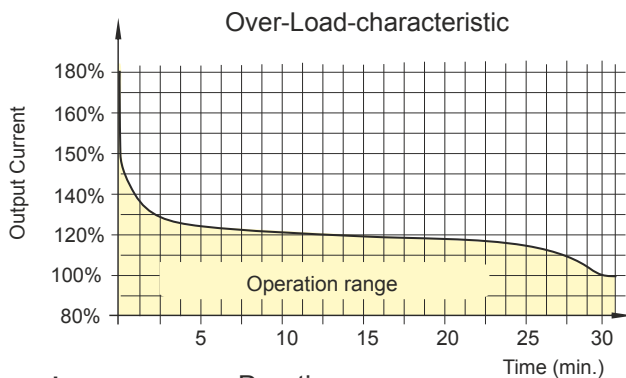
Status indicator / LEDs	Phases, Output, Inhibit, Load, Temp., Overload
Signals / relays	Overtemperature, lost Phase, Overload, short circuit
Interface	0-10 V interface to adjust voltage (Dimmer)

Applied construction regulations

according to VDE	VDE0100, VDE0110, VDE0113, VDE0551, VDE0806
IEC	IEC62368-1, IEC61000-6-1,2,3,4, IEC60068-2-3, IEC60068-2-11-52, IEC60529
EN	EN62368-1, EN61140, EN61000-6-1, EN61000-6-2, EN61000-6-3, EN61000-6-4, EN55022, EN55011, EN61000-3-2, EN61000-3-3, EN60204, EN60529, EN61000-4-2,3,4,5,6,8,11, EN60068-1, EN6068-2, EN61558-2-17
CSA/UL	CSA-C 22.2 / UI60950-1, UI508, UL1950

Mechanical data

Mounting	Wall mounting with screws
Dimensions (W x H x D)	148mm x 256mm x 167,5mm
Weight	approx. 10.2kg



Products of the series:

Type	SNT15012-K	SNT15024-K	SNT15048-K
Order number	581914	581913	581915
Output voltage	12VDC	24VDC	48VDC
Output current	45.0A	25.0A	15.0A



Postfach 1521
D - 22905 Ahrensburg

Phone: +49 4102 42082
Fax: +49 4102 40930

E-mail: sales@feas.com
internet: www.feas.com