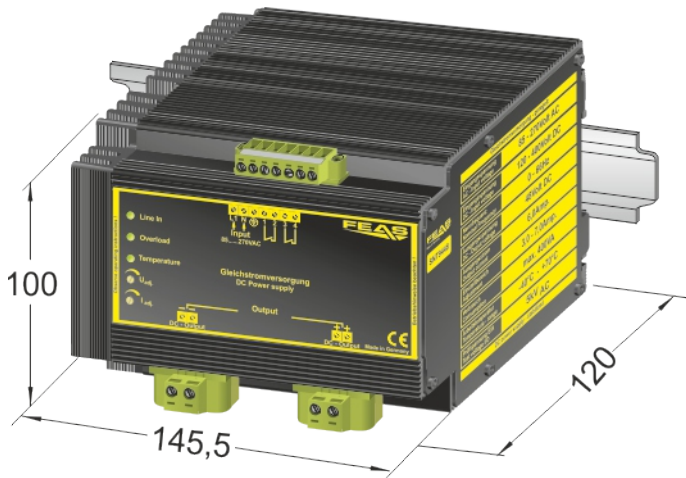


Product specification

Switch mode power supply SNT9448



- Input range: 85 - 270 V_{AC} or 120 - 400V_{DC}
- Output range: 45.0 - 60.0 V_{DC}
- Boostfunction: 150% max. 20s
120% max. 60s
- Fuse-Mode safe, permanent shutdown on overload,
adjustable
- Power: max. 432 Watt
- Operating status shown by LED,
Relay-contacts for Overload, Overtemperature
- Device protection, shutdown on overtemperature
and automatic restart
- Parallel operatin possible, polarity reversal protection,
short circuit proof, overload and open circuit protected
- Vibration proof, suitable for the tropics -
exposy resin casted
- Conforms to EMC and low voltage directive,
Output separated according to VDE0551
- PFC according to IEC/EN 61000-3-2
- Safety according to VDE, EN, UL, CSA



Application

The switch-mode power supplies of the SNT94 series are powerful and robust devices to provide sensitive loads in a hard industrial environment.

These features result from the modern construction with a good radio shielding and high reliability integrated in a functional and stable casing. The short circuit proof output DC voltage of this type can be adjusted from 45.0 to 60.0 V.

The Output voltage can be increased up to 150% of the nominal value for a short period of time, which makes this power supply optimal suited for loads requiring high starting currents. The adjustable current limit of the "Fuse mode" guarantees the optimal protection of the connected load.

Functional principle

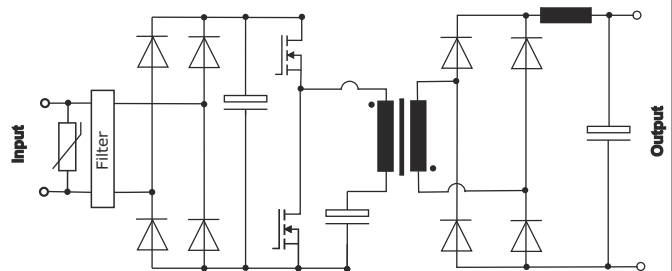
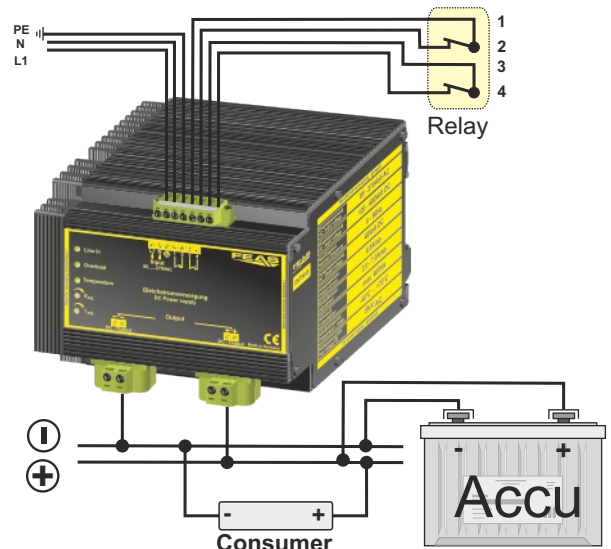
The Series Power Supplies SNT94 work on the principle of the resonant half-bridge forward converter. Use of the current zero passage switching power semiconductor operates this power supply expressed efficiently.

Another great advantage of this topology is that the "soft" switching have a positive influence on the Emissions (EMI) effect. The dynamic regulatory is able, even with large load fluctuations, the output voltage stable. The integrated power-factor pre-regulation guarantees a very good power factor, the device makes it resistant to variations in input voltage and make the wide input voltage range possible.

The adjustable "Fuse mode" - fuse protects the load circuit electronically with an optimal release characteristics. After switching off and switching on the power supply, the device is again usable.

Design

Completely embedded with resin in an aluminium housing for mounting on a rail.



Please read the data sheets and the operating instructions for further information



Postfach 1521
D - 22905 Ahrensburg

Phone: +49 4102 42082
Telefax: +49 4102 40930

E-mail : sales@feas.com
Internet: www.feas.com