


# Product specification

## Switch mode power supply SNT12512-SK



CE - konform

- Input range: 85 - 270 V<sub>AC</sub> or 120 - 400V<sub>DC</sub>
- Output range: 10.0 - 15.5 V<sub>DC</sub> / 35A (adjustable)
- Boostfunction** 120% max. 5min.
- Device protection, shutdown on overtemperature and automatic restart
- Operating status shown by LED
- Parallel operation possible, polarity reversal protection, short circuit proof, overload and open circuit protected
- Vibration proof, suitable for the tropics - epoxy resin casted
- Output separated according to VDE0551
- Conforms to EMC and low voltage directive
- PFC according to IEC/EN 61000-3-2
- Safety according to VDE, EN, UL, CSA

### Application

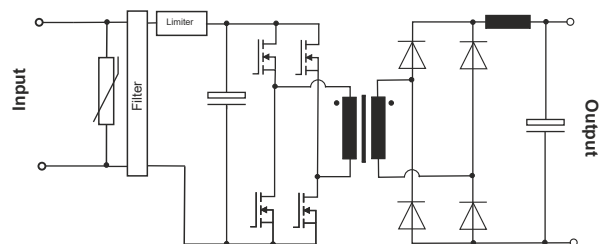
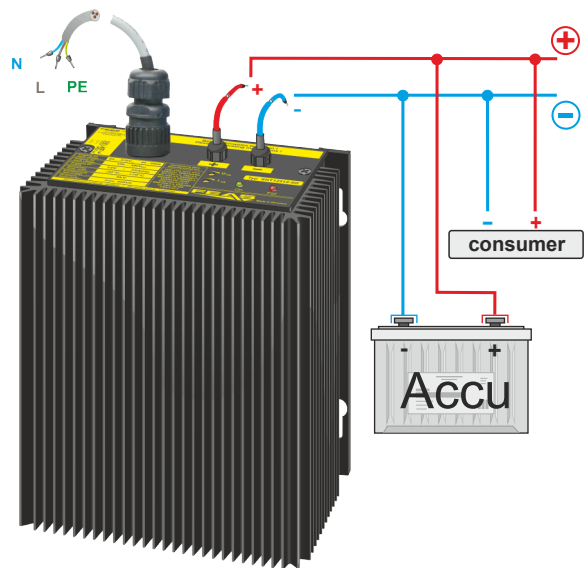
The switch-mode power supplies of the SNT125 series are powerful and robust devices to provide sensitive loads in a hard industrial environment. These features result from the modern construction with a good radio shielding and high reliability integrated in a functional and stable casing. The short circuit proof output DC voltage of this type can be adjusted from 10.0 to 15.5 V. The Output voltage can be increased up to 120% of the nominal value for a long period of time, which makes this power supply optimal suited for loads requiring high starting currents. The adjustable current limit guarantees the optimal protection of the connected load.


### Functional principle

The power supplies of the SNT125 series use a full-bridge push-pull converter. This type of converter in principle consists of two forward converters, which are connected in parallel. The switches are alternately connecting the primary windings to the input voltage. Due to this circuit design the transformer core is used in bipolar operation, doubling the magnetic flux within the core. Compared with a flyback or a forward converter much more power can be transformed with the same core design. Even during great load fluctuations the push-pull converter generates a symmetric output voltage. Because of that the alternating current can be processed directly without extra rectification.

### Design

Completely embedded with resin in an aluminium housing for mounting on wall.



 Please read the data sheets and the operating instructions for further information

**FEAS**

Postfach 1521  
D - 22905 Ahrensburg

Phone: +49 4102 42082  
Telefax: +49 4102 40930

E-Mail : sales@feas.com  
Internet: www.feas.com