


Data sheet

Switch mode power supply: SNT15012

Technical data



General data

Type	SNT15012
FEAS Order number	581912
Product description	Switch mode power supply
Product function	DC power supply

Input data

AC input voltage (3-phase-mode)	320 - 550V _{AC} (0-400Hz)
AC input voltage (2-phase-mode)	350 - 550V _{AC} (0-400Hz)
DC input voltage	450 - 780V _{DC}
Input current at nominal load	at 400V _{AC} max. 1.75A
Input current peak	< 15 A at 400V _{AC}
Protective circuit	Transient voltage suppressor Varistor

Output data

Output voltage U _{Nominal}	12V _{DC}
Range of adjustment	10.0 15.5V _{DC}
Output current I _{Nominal}	45.0A
Current limiting	adjustable 0.5 ... 1.5 x I _{Nominal} - 22.5 ... 67.5A
Fuse-Mode	adjustable 0.5 ... 1.0 x I _{Nominal} - 22.5 ... 45.0A
Power nominal / maximum	540 Watt / 810 Watt
Residual ripple (20MHz Bandwidth)	<50mV _{pp}
max. Power consumption in standby	<30 Watt

Control data

Control deviation (Load)	<200mV with load variation 10 90%
Control deviation (Supply)	<50mV with load variation ±10%
Control time	<10ms with load variation 10 90%

Operating data

Duty circle	100%
Efficiency	approx. 92%
Parallel connection	Yes
Operating temperature range	- 40°C to +70°C
Storage temperature range	- 40°C to +105°C
Derating	from 50°C
Cooling	selfcooling
Installation altitude	unlimited
MTBF	> 380.000h

Safety devices

Fuse for input (technically not necessary)	at 400V _{AC} 6.0A slow blow each phase
Fuse for output	not necessary - short circuit proof
Overload protection	integrated into device
Hold-up time	20 ms typ.

Safety data

Test voltage transformer	5kV _{AC} according to VDE0570
High voltage resistance	Input/Output 4.4 kV _{DC} according to VDE0806/IEC380
Degree of EMI suppression	according to VDE0871B, EN55022/B
Protection class	Protection class I with PE-Connection (EN60950)
Extra low safety potential	PELV (EN60204), SELV (EN60950)
Ambient humidity	95% relative humidity, yearly average dewing allowed for use in tropical ambient
Protective class enclosure	IP65
Protective class terminals	IP20
Vibration proof	>100g at 33Hz in X, Y and Z according to IEC68 and DIN41640

Status & Signal

Status indicator	LED - Phase, Load, Temperature, Output
Signals	Relay - Overtemperature, Overload/Power-Good
Interfaces	0-10V interface (Dimmer)

Applied construction regulations

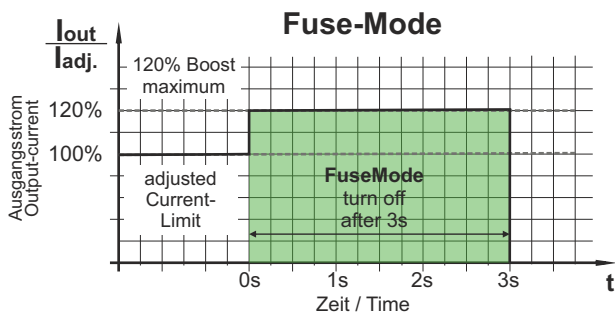
according to VDE	VDE0100, VDE0110, VDE0113, VDE0551, VDE0806
IEC	IEC60950-1, IEC61000-6-1-2-3-4, IEC60068-2-3, IEC60068-2-11-52, IEC60529
EN	EN60950-1, EN61140, EN61000-6-1, EN61000-6-2, EN61000-6-3, EN61000-6-4, EN55022, EN55011, EN61000-3-2, EN61000-3-3, EN60204, EN60529, EN61000-4-2-3-4-5-6-8-11, EN60068-1, EN60668-2-1, EN61558-2-17, EN61010-1
CSA/UL	CSA-C 22.2 / UL60950, UL508, UL1950

Mechanical data

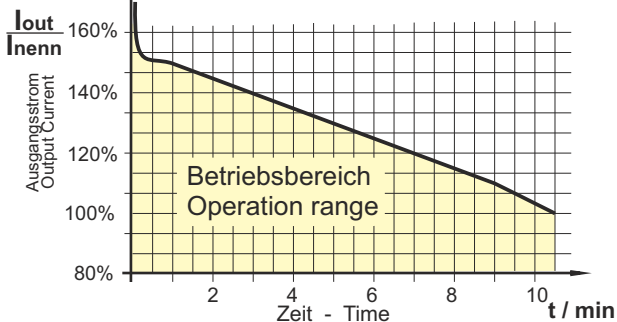
Mounting	on Wall with screws
Dimensions (W x H x D)	148mm x 256mm x 167.5mm
Weight	approx. 9.30kg

Products of the series:

Type	SNT15012	SNT15024	SNT15048
Order number	581912	581924	581948
Output voltage	12VDC	24VDC	48VDC
Output current	45,0A	25,0A	15,0A



Überlastverhalten Over-Load-characteristic



Postfach 1521
D - 22905 Ahrensburg

Phone: +49 4102 42082
Fax: +49 4102 40930

E-Mail: sales@feas.com
Internet: www.feas.com