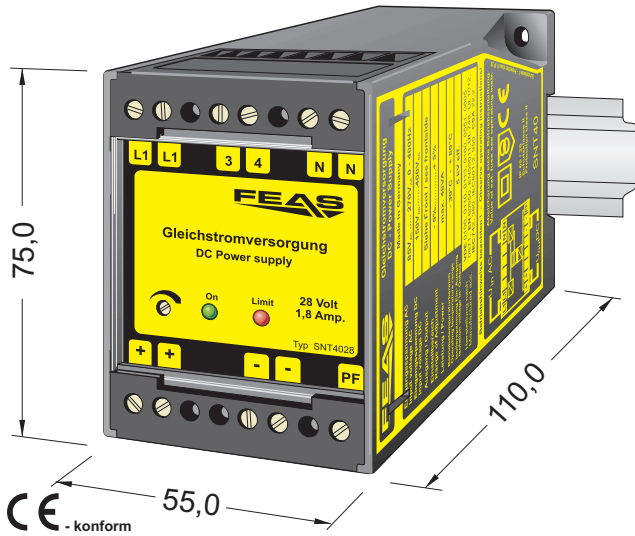


Data sheet

Switch mode power supply: SNT4028

Technical data



General data

Type	SNT4028
FEAS Order number	581728
Product description	Switch mode power supply
Product function	DC power supply

Input data

AC input voltage	85 - 270V _{AC} (0-400Hz)
DC input voltage	120 - 400V _{DC}
Input current at nominal load	at 115V _{AC} max. .075A / at 230V _{AC} max. 0.35A
Input current peak	< 17A at 270V _{AC}
Protective circuit	Transient voltage suppressor Varistor

Output data

Output voltage U _{Nominal}	28V _{DC}
Range of adjustment	22.5 29.5V _{DC}
Output current I _{Nominal}	1.8A
Current limiting/Fuse Mode	2 x I _{Nominal}
Power	50 Watt
Residual ripple (20MHz Bandwidth)	<25mV _{PP}

Control data

Control deviation (Load)	<200mV with load variation 10 90%
Control deviation (Supply)	<10mV with load variation ±10%
Control time	<10ms with load variation 10 90%

Operating data

Duty circle	100%
Efficiency	approx. 83%
Parallel connection	Yes
Operating temperature range	-40°C to +80°C
Storage temperature range	-40°C to +105°C
Derating	from 50°C
Cooling	selfcooling recommended respective distance 15mm each
Installation altitude	unlimited
MTBF	> 380.000h

Safety devices

Fuse for input	at 115V _{AC} 1.5A delayed / at 230V _{AC} 0.75A delayed
Fuse for output	not necessary - short circuit proof
Overload protection	integrated into device
Hold-up time	20 ms typ.

Safety data

Test voltage transformer	5kV _{AC} according to VDE0551
High voltage resistance	Input/Output 4,4kV _{AC} according to VDE0806/IEC380
Degree of EMI suppression	according to VDE0871B, EN55022/B
Protection class	Protection class II
Extra low safety potential	PELV (EN60204), SELV (EN60950)
Ambient humidity	95% relative humidity, yearly average dewing allowed for use in tropical ambient
Protective class enclosure	IP65
Protective class terminals	IP20 (BGV A3)
Vibration proof	>30g bei 33Hz in X, Y und Z nach IEC68 und DIN41640

Status & Signal

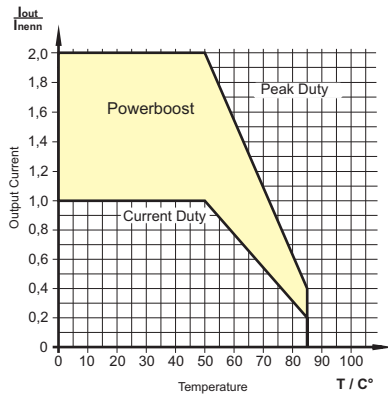
Status indicator	LED - Operating, LED - Operating fail
Signals	-

Applied construction regulations

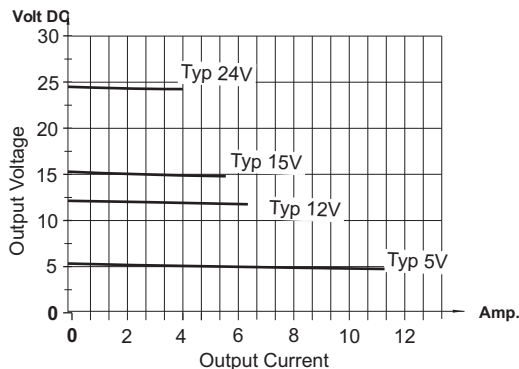
according to VDE	VDE0100, VDE0110, VDE0113, VDE0551, VDE0160/W2, VDE0806
IEC	IEC60950, IEC61000-6-1-2-3-4, IEC60068-2-3, IEC60068-2-11-52, IEC60529, IEC380
EN	EN60950-1, EN61140, EN61000-6-1, EN61000-6-2, EN61000-6-3, EN61000-6-4, EN55022, EN55011, EN61000-3-2, EN61000-3-3, EN50204, EN60204, EN60529, EN61000-4-2-3-4-5-6-8-11, EN60068-1, EN6068-2-1-2-3-6-27-30, EN45501, EN50021, EN61558-2-17, EN50178
CSA/UL	CSA-C 22.2 / UI60950, UI508, UL1950

Mechanical data

Mounting	on Rails according to DIN 46277
Dimensions (W x H x D)	55mm x 75mm x 110mm
Weight	approx. 0.62kg



Load Current Diagram
at nominal Input



Products of the series:

Type	SNT 4005	SNT 4012	SNT 4014	SNT 4015	SNT 4024
Order number	581705	581712	581714	581715	581724
Output voltage	5VDC	12VDC	14VDC	15VDC	24VDC
Output current	5.6A	3.2A	2.8A	2.8A	2.0A



Postfach 1521
D - 22905 Ahrensburg

Phone: +49 4102 42082
Fax: +49 4102 40930

E-Mail: sales@feas.com
Internet: www.feas.com