


# Data sheet

## Switch mode power supply: SNT12612-K

### Technical data



#### General data

Type	SNT12612-K
FEAS Order number	584433
Product description	Switch mode power supply
Product function	DC power supply

#### Input data

AC input voltage	85 - 270V <sub>AC</sub> (44-66Hz)
DC input voltage	120 - 400V <sub>DC</sub>
Input current at nominal load	at 115V <sub>AC</sub> max. 5.0A / at 230V <sub>AC</sub> max. 2.5A
Input current peak	< 10 A at 270V <sub>AC</sub>
Protective circuit	Transient voltage suppressor Varistor Surge arrester

#### Output data

Output voltage U <sub>Nominal</sub>	12V <sub>DC</sub>
Range of adjustment	10.0 ..... 15.0V <sub>DC</sub>
Output current I <sub>Nominal</sub>	40.0A
Current limiting/Fuse-Mode	adjustable 0.5 ... 1.5 x I <sub>Nominal</sub> - 20.0 ... 60.0A
Power nominal / boost	480 Watt / 720 Watt
Residual ripple (20MHz Bandwidth)	<50mV <sub>rms</sub>
max. Power consumption in standby	<10 Watt

#### Control data

Control deviation (Load)	<2% with load variation 10 ..... 90%
Control deviation (Supply)	<0.1% with load variation ±10%
Control time	<10ms with load variation 10 ..... 90%

#### Operating data

Duty circle	100%
Efficiency	approx. 91%
Parallel connection	Yes
Operating temperature range	- 40°C to +80°C
Storage temperature range	- 40°C to +105°C
Derating	from 40°C
Cooling	selfcooling
Installation altitude	unlimited
MTBF	> 380.000h

#### Safety devices

Fuse for input	at 115V <sub>AC</sub> 10.0A delayed / at 230V <sub>AC</sub> 5.0A delayed
Fuse for output	not necessary - short circuit proof
Overload protection	integrated into device
Hold-up time	20 ms typ.

#### Safety data

Test voltage transformer	5kV <sub>AC</sub> according to VDE0570
High voltage resistance	Input/Output 4.4kV <sub>AC</sub> according to VDE0806/IEC380
Degree of EMI suppression	according to VDE0871B, EN55022/B
Protection class	Protection class I with PE-Connection (EN62368-1)
Extra low safety potential	PELV (EN60204), SELV (EN62368-1)
Ambient humidity	95% relative humidity, yearly average dewing allowed for use in tropical ambient

#### Protective class enclosure

IP65/ IP69K\* (\*IP69K, if the potentiometer openings are reliably sealed with a 2-component system)

#### Vibration proof

>50g at 33Hz in X, Y and Z according to IEC68 and DIN41640

#### Status & Signal

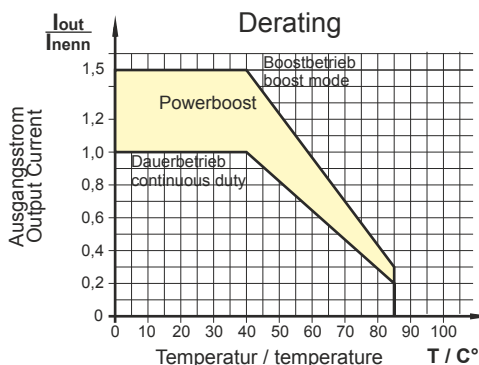
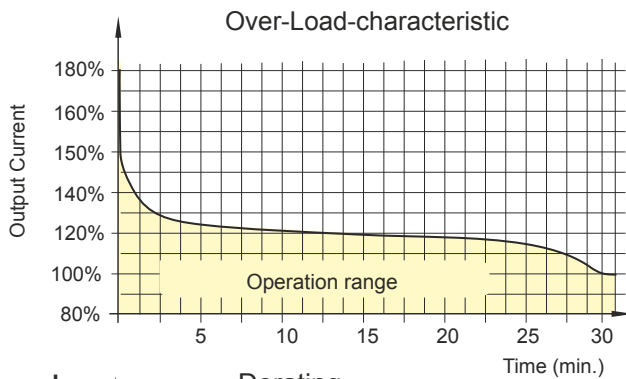
Status indicator	LED - Line, Load, Temperature, Input, Output
Signals	Relay - Overtemperature, Overload, Short-circuit
Interface	0-10 V interface to adjust voltage (Dimmer)

#### Applied construction regulations

according to VDE	VDE0100, VDE0110, VDE0113, VDE0551, VDE0806
IEC	IEC62368-1, IEC61000-6-1, 2, 3, 4, IEC60068-2-3, IEC60068-2-11-52, IEC60529
EN	EN62368-1, EN61140, EN61000-6-1, EN61000-6-2, EN61000-6-3, EN61000-6-4, EN55022, EN55011, EN61000-3-2, EN61000-3-3, EN60204, EN60529, EN61000-4-2, 3, 4, 5, 6, 8, 11, EN60068-1, EN6068-2, EN61558-2-17
CSA/UL	CSA-C 22.2 / UI60950-1, UI508, UL1950

#### Mechanical data

Mounting	Wall mounting with screws
Dimensions (W x H x D)	148mm x 226mm x 167,5mm
Weight	approx. 8.80kg



#### Products of the series:

Type	SNT12612-K	SNT12624-K	SNT12648-K
Order number	584433	584434	584435
Output voltage	12VDC	24VDC	48VDC
Output current	40.0A	22.0A	11.0A



Postfach 1521  
D - 22905 Ahrensburg

Phone: +49 4102 42082  
Fax: +49 4102 40930

E-mail: sales@feas.com  
internet: www.feas.com