


Data sheet

Buffer modul: SSE2405



CE - konform

Technical data

General data

Type	SSE2405
FEAS Order number	622405
Product description	Buffer modul
Product function	DC power supply

Input data

Min. input voltage $U_{in, Min}$	23.5 V _{DC} (min. $U_{BUFF} + 1.0V$)
Max. input voltage $U_{in, Max}$	31.0 V _{DC}
Charging current	0.4 A
Charging time (buffer)	max. 240 s
Protective circuit	Transient voltage suppressor Varistor

Output data

Buffered voltage $U_{nominal}$	24 V _{DC}
Buffered voltage U_{BUFF}	22.5 V _{DC}
Output current $I_{nominal}$	10.0 A
Current limiting	1.5 x $I_{nominal}$ at grid mode
Residual ripple (20MHz)	<50mV _{pp}

Control data

Control deviation load	<100mV with load variation 10 90%
Control deviation supply	-
Control time	<10ms with load variation 10 90%

Operating data

Duty circle (ED)	100% (continuous operation)
Stored energy	0.45 Wh / 1.62 kJ
Buffering-time	typ. 1.0A - 75s (see graph on the back)
Efficiency	ca. 97% (grid operation)
Parallel connection	Yes
Operating temperature range	-30°C to +80°C
Derating	from 50°C
Storage temperature range	-40°C to +80°C
Cooling	selfcooling recommended respective distance 15mm each
Installation altitude	unlimited
MTBF	> 380.000h

Safety devices

Fuse for input	not necessary
Fuse for output	not necessary - short circuit proof
Overload protection	integrated into device

Safety data

Test voltage transformer	-
High voltage resistance	-
Degree of EMI suppression	according VDE0871B, EN55022/B
Protection class	Class II
Extra low safety potential	PELV (EN60204), SELV (EN60950)
Ambient humidity	95% relative humidity, yearly average dewing allowed for use in tropical ambient
Protective class enclosure	IP65
Protective class terminals	IP20 (BGV A3)
Vibration proof	>30g at 33Hz in X, Y and Z acc. IEC68 and DIN41640

Status & Signal

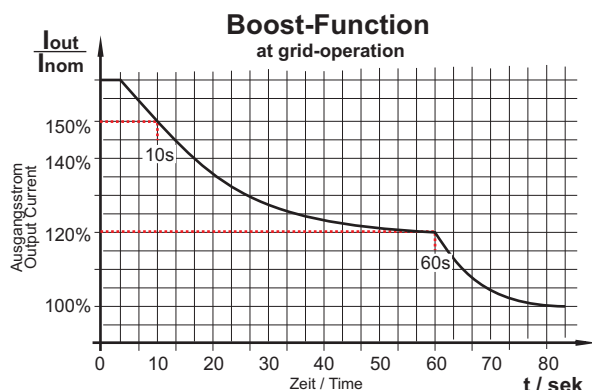
Status indicator	LED - Operation, Charging, Buffer-mode
Signals	Relay - Line-In
Interfaces	-

Applied construction regulations

according to VDE	VDE0100, VDE0110, VDE0113, VDE0551, VDE0806
IEC	IEC60950-1, IEC61000-6-1-2-3-4, IEC60068-2-3, IEC60068-2-11-52, IEC60529
EN	EN60950-1, EN61140, EN61000-6-1, EN61000-6-2, EN61000-6-3, EN61000-6-4, EN55022, EN55011, EN61000-3-2, EN61000-3-3, EN60204, EN60529, EN61000-4-2-3-4-5-6-8-11, EN60068-1, EN6068-2-1, EN61558-2-17, EN61010-1
CSA/UL	CSA-C 22.2 / UL60950, UL508, UL1950

Mechanical data

Mounting	on Rails according to DIN 46277
Dimensions (W x H x D)	64mm x 100mm x 120mm
Weight	approx. 1.37kg



Products of the series:

Type	SSE1205	SSE2405	SSE4805
Order number	621205	622405	624805
Stored energy	0.45 Wh 1.62 kJ	0.45 Wh 1.62 kJ	0.25 Wh 0.9 kJ
Buffered voltage	11.0 V _{DC}	22.5 V _{DC}	46.0 V _{DC}
Output current	20.0 A	10.0 A	5.0 A
Charging-current	0.75 A	0.4 A	0.2 A
Buffered time (typ. U_{NENN})	75s typ. 2.0 A	75 s typ. 1.0 A	20 s typ. 0.8 A



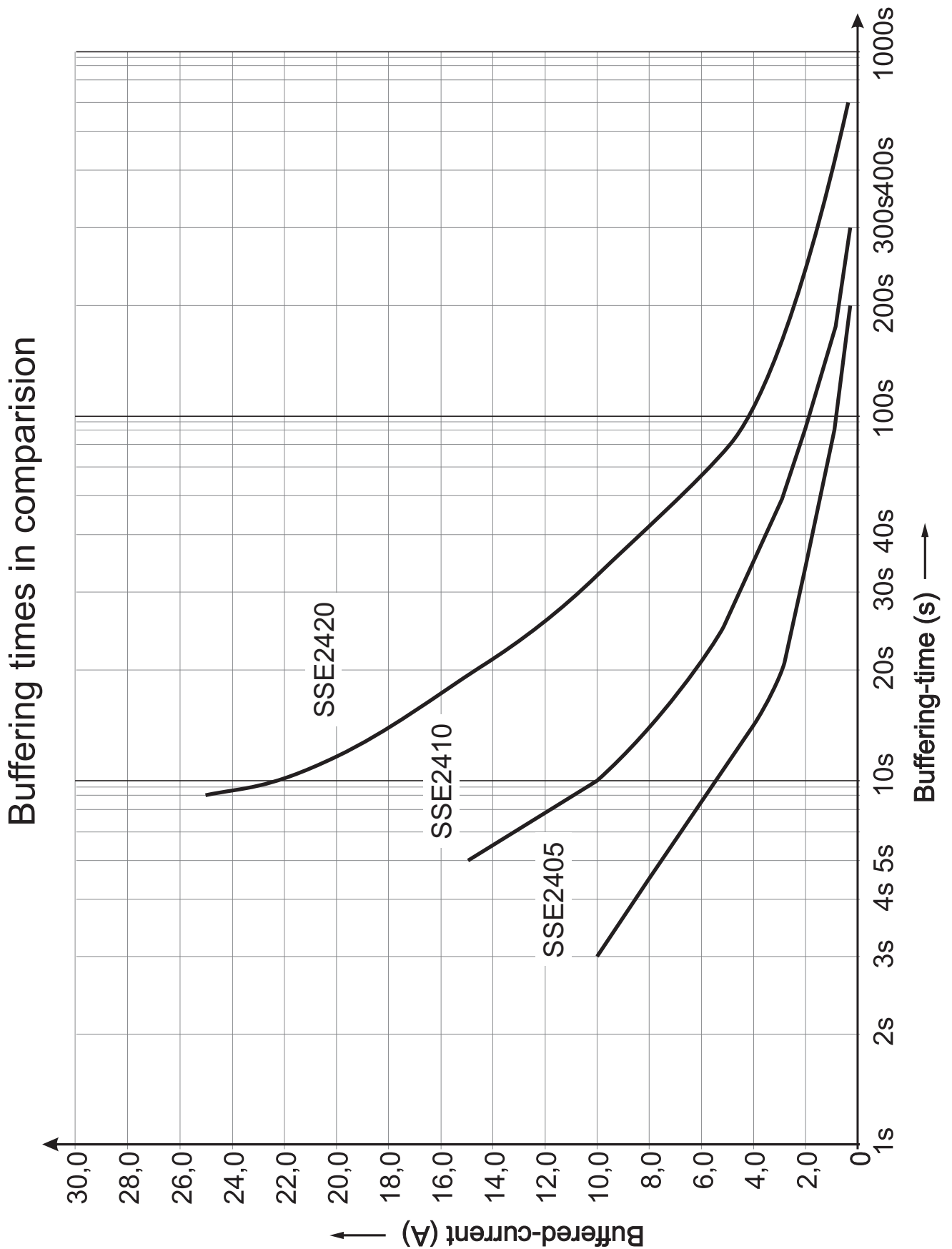
Postfach 1521
D - 22905 Ahrensburg

Phone: +49 4102 42082
Fax: +49 4102 40930

E-Mail: sales@feas.com
Internet: www.feas.com

Data sheet

Buffer modul: **SSE2405**



Postfach 1521
D - 22905 Ahrensburg

Phone: +49 4102 42082
Fax: +49 4102 40930

E-Mail: sales@feas.com
Internet: www.feas.com