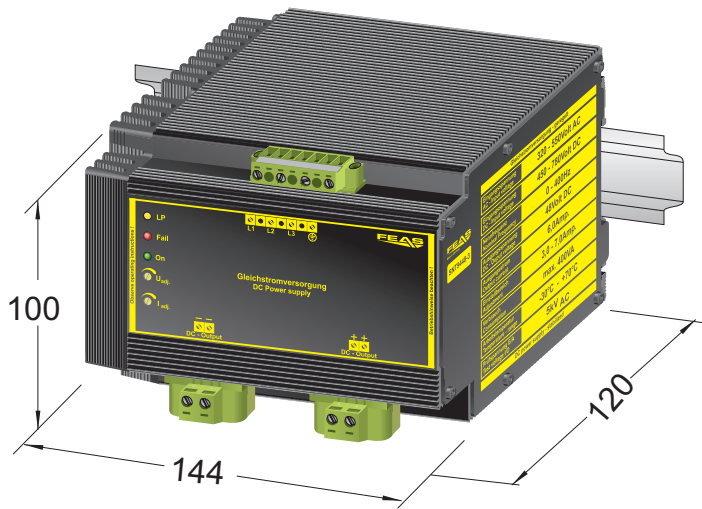


Product specification

Switch mode power supply SNT9448-3



CE - konform

- Input range: 320 - 550 V_{AC} or 450 - 780V_{DC}
- Output range: 45.0 - 60.0 V_{DC}
- Boostfunction 120% max. 30s
- Operating status shown by LED with **phase loss detection**
- no loss of performance in 2-phase operation
- Device protection, shutdown on overtemperature
- simply mounting on DIN-rail or wall mounting with screws
- Parallel operatin possible, polarity reversal protection, short circuit proof, overload and open circuit protected
- Vibration proof, suitable for the tropics - epoxy resin casted
- Output separated according to VDE0551
- Conforms to EMC and low voltage directive
- Safety according to VDE, EN, UL, CSA

Application

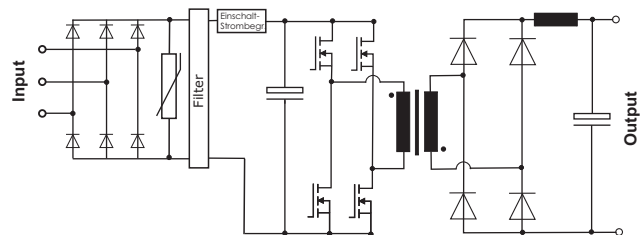
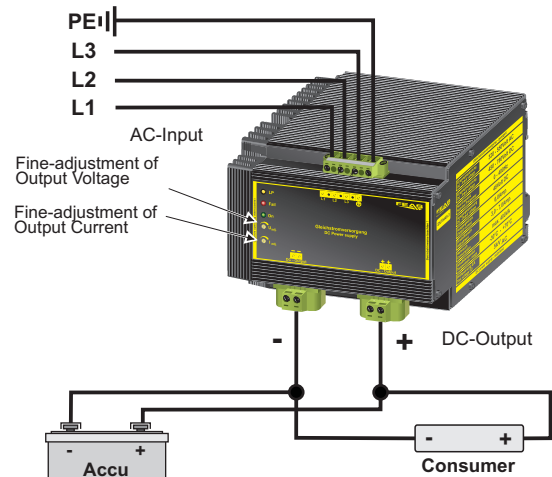
The switch-mode power supplies of the SNT94-3 series are powerful and robust devices to power sensitive loads in a hard industrial environment. These features result from the modern construction with a good radio shielding and high reliability integrated in a functional and stable casing. The short circuit proof output DC voltage of this model can be adjusted from 45.0 - 60.0 V. This power supply is optimally suited for loads requiring high starting currents.


Functional principle

The power supplies of the SNT94 series use a full bridge push-pull converter. This type of converter in principle consists of two forward converters, which are connected in parallel. The switches are alternately connecting the primary windings to the input voltage. Due to this circuit design the transformer core is used in bipolar operation, doubling the magnetic flux within the core. Compared with a flyback or a forward converter much more power can be transformed with the same core design. Even during great load fluctuations the push-pull converter generates a symmetric output voltage. Because of that the alternating current can be processed directly without extra rectification.

Design

Completly embedded with resin in an aluminium housing for mounting on a rail or mounting on wall with screws.



 Please read the data sheets and the operating instructions for further information

FEAS

Postfach 1521
D - 22905 Ahrensburg

Phone: +49 4102 42082
Telefax: +49 4102 40930

E-Mail : sales@feas.com
Internet: www.feas.com