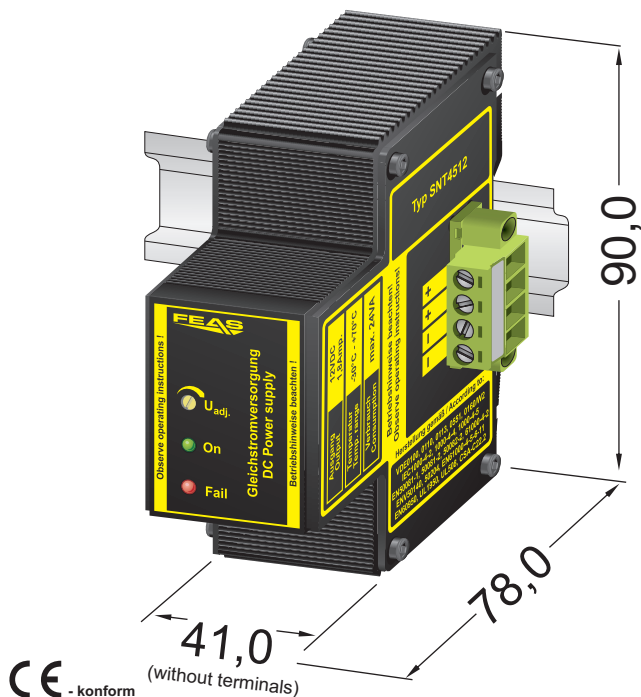


Product specification

Switch mode power supply SNT4512



- ☐ Input range: 85 - 270 V_{AC} or 120 - 400V_{DC}
- ☐ Output range: 10.0 - 15.5 V_{DC}
- ☐ **Boostfunction** 200% max. 20s
- ☐ Easy monting on DIN-rail or wall
- ☐ Operating status shown by LED
- ☐ Parallel operatin possible, polarity reversal protection, short circuit proof, overload and open circuit protected
- ☐ Vibration proof, suitable for the tropics - exposy resin casted
- ☐ Output separated according to VDE0551
- ☐ Conforms to EMC and low voltage directive
- ☐ Protected against polarity reversal
- ☐ Safety according to VDE, EN, UL, CSA

Application

The power supplies of the series SNT45 are powerful and robust power supplies to power sensitive loads in rugged industrial environments.

Because of their design, they are particularly suitable for use in control cabinets. The functional and stable housing combines modern design with good radio interference and high reliability for long-term use.

The short circuit protected DC output voltage of this design is adjustable from 10.0 to 15.5 V. The output current can rise in the short term to over 200% of the nominal value, so the power supplies very well suited for loads with high inrush current.

Functional principle

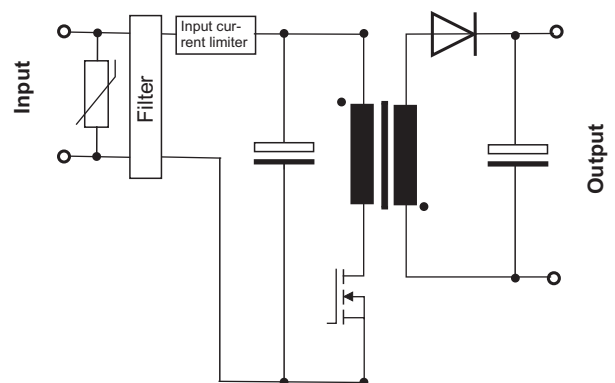
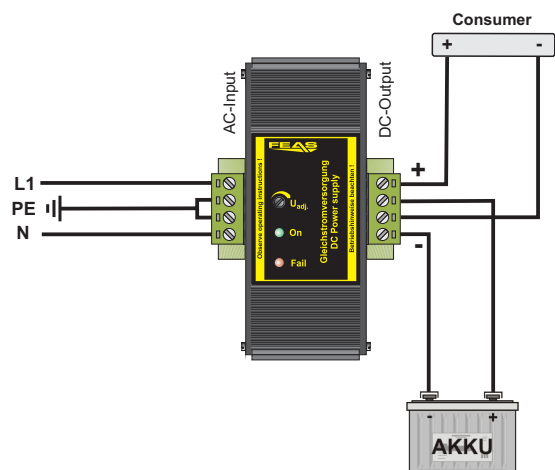
In the power supply SNT4512 a flyback converter operates to transform the energy in two steps. During the conducting phase the diode is blocking, the inductor is energized and a magnetic field establishes.

There is no electrical transmission; the consumer load is supplied with energy from the capacitor. When the switching transistor opens, the blocking phase begins. The current in the inductor cannot change immediately, discharges through the diode and a negative voltage establishes at the inductor.

Now operating like a power source the inductor reloads the capacitor and supplies the consumer with energy. The energy flows from the inductor into the capacitor and the consumer and through the conducting diode back to the inductor.

Design

Completly embedded with resin in an aluminium housing for mounting on a rail.



Please read the data sheets
and the operating instructions
for further information