

product specification

DC power supply linear regulated: PS2W500L15

input: 400Vac - output: 15Vdc / 20Amp.



- Regulated output voltage
- Output separated according to VDE0551
- Extra low safety potential
PELV (EN 50178) SELV (EN 60950)
- Parallel connection possible
- Operating status shown by LED
- Overload- and open circuit protected
short circuit proof
- Simple wall mounting with screws
- Vibration proof, suitable for the tropics
epoxy resin casted
- Conforms to EMC and low voltage directive C E
- Safety according to VDE, EN, UL, CSA

Application

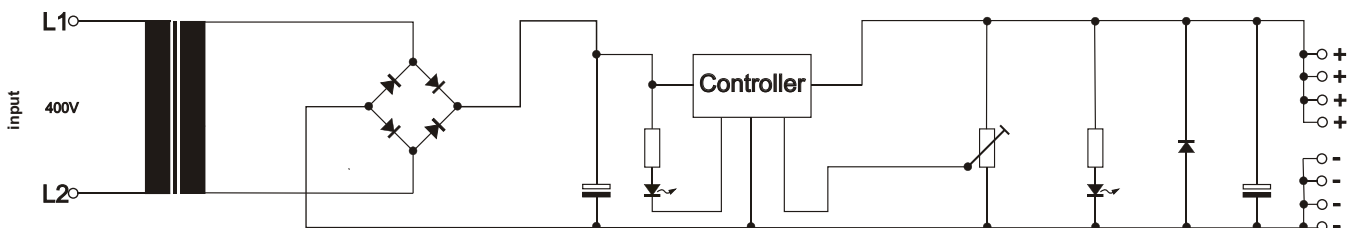
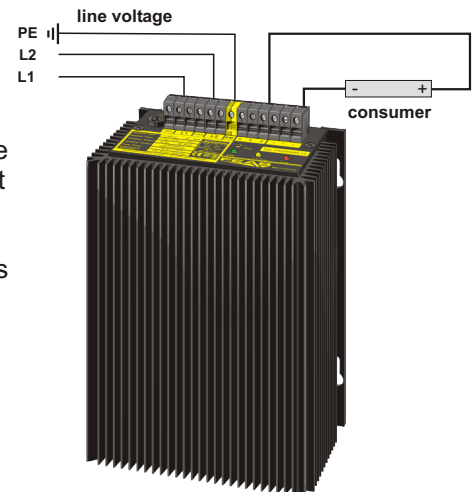
The power supplies of the PS2W500L series are powerful and robust devices with linear controlled output voltage.

Under assistance of linear regulation transistors, the smoothed DC voltage is converted into a highly stabilized output. The disadvantage of this circuit principle is the relative high loss of energy into heat. For this reason a maximum of 30% to 50% efficiency can be obtained.

A high degree of control accuracy as well as the low ripple make this kind of power supply particularly convenient for the supply of extreme high-grade users.

The output voltage is short circuit proof and can be adjusted with a potentiometer.

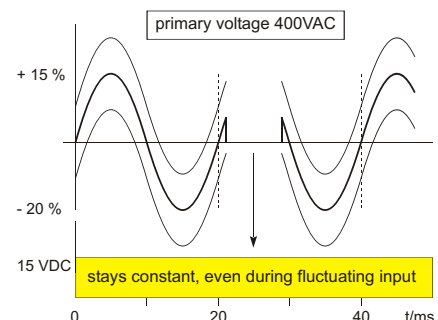
Because of its robust design, casted in a rugged aluminium housing, it is particularly suitable for being used in rough industrial environment.



Functional principle

In the linear regulated power supply PS2W500L AC voltage is transferred through a 50-Hz transformer. Afterwards the voltage is rectified by a bridge rectifier and the resulting pulsing DC voltage is smoothed with capacitors.

The power transformer ensures the galvanic isolation of input and output voltages. Due to the power supply's highly stabilized output voltage it also guarantees a smooth supply of consumers with high surge currents. A destruction of the supply is virtually impossible due to the effective electronic current and temperature limiting.



Design

Completely embedded with resin in an aluminium housing for mounting on the wall.



Please read the data sheets and the user manual for further information.